


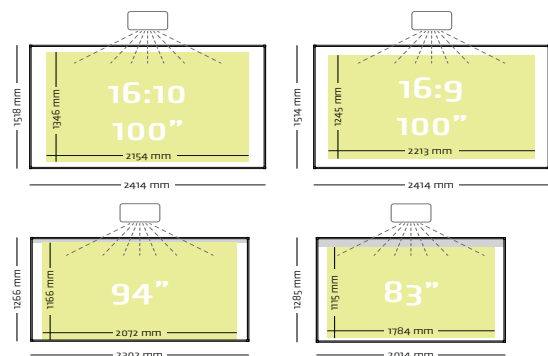
Wall-mounted boards single surface

Smit Visual single surface boards are constructed with robust materials and a thick solid core. They rightly carry the stamp 'Premium Dutch Quality'. We produce single surface boards of up to 4 meters long!





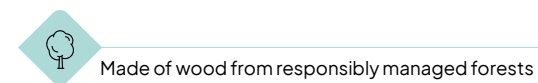
| Projection ratio/ size | Dimensions | Article number |
|---------------------------|--------------|----------------|
| 16:10 / 16:9, 100" | 150 x 240 cm | 11103.343 |
| 16:9, 94" | 126 x 231 cm | 11103.380 |
| 16:10, 83" | 128 x 201 cm | 11103.357 |





Softline 8mm projection board, Low Gloss, finger touch

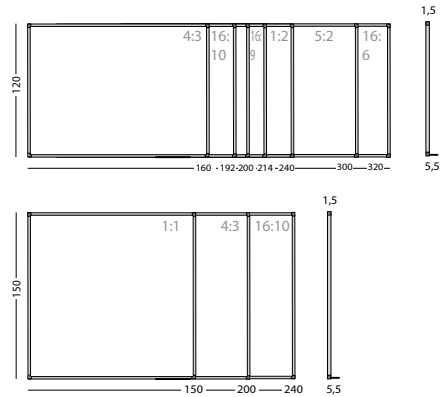


- Projection surface of Low Gloss enamelled steel fused at 800°C
- Suitable for short-throw / ultra short-throw interactive finger-touch projectors such as Epson EB-695Wi, EB-1485Fi or EB-770Fi
- Available in various projection ratios and sizes
- 94" and 83" projection boards, including grey strip for touch sensor
- Suitable for very intensive and long-term use
- Anodised aluminium frame with plastic corner pieces
- Includes mounting materials and 30 cm pen tray
- Magnetic, dry wipe





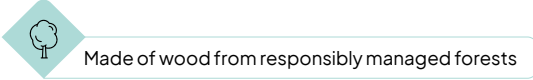
| Projection ratio/ size | Dimensions | Article number |
|---------------------------|--------------|----------------|
| 16:10 / 16:9 (100") | 150 x 240 cm | 11103.343 |
| 4:3 | 150 x 200 cm | 11103.341 |
| 1:1 | 150 x 150 cm | 11103.340 |
| 5:2 | 120 x 300 cm | 11103.339 |
| 2:1 | 120 x 240 cm | 11103.330 |
| 16:9 (95") | 120 x 214 cm | 11103.335 |
| | 120 x 200 cm | 11103.338 |
| 16:10 (88") | 120 x 192 cm | 11103.346 |
| 4:3 | 120 x 160 cm | 11103.331 |



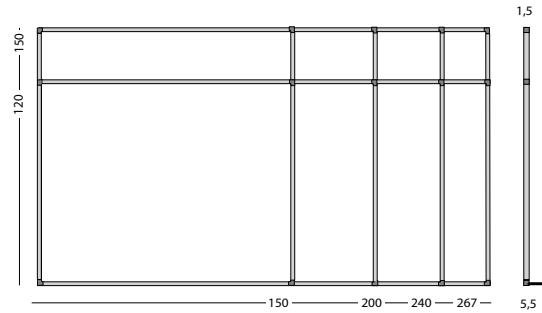
Softline 8mm projection board,
Low Gloss



- Projection surface of Low Gloss enamelled steel fused at 800°C
- Suitable for short-throw / ultra short-throw (interactive pen) projectors such as Epson EB-685Wi, EB-1480Fi or EB-760Wi
- Available in various projection ratios and sizes.
- Suitable for very intensive and long-term use
- Anodised aluminium frame with plastic corner pieces
- Includes mounting materials and 30 cm pen tray
- Magnetic, dry wipe



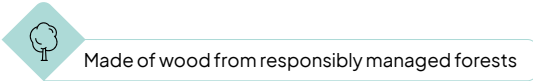
| Projection ratio | Dimensions | Article number |
|------------------|--------------|----------------|
| 16:9 | 150 x 267 cm | 11103.362 |
| 16:10 | 150 x 240 cm | 11103.361 |
| 4:3 | 150 x 200 cm | 11103.360 |
| 1:1 | 150 x 150 cm | 11103.363 |
| 16:9 | 120 x 214 cm | 11103.367 |
| 16:10 | 120 x 192 cm | 11103.366 |
| 4:3 | 120 x 160 cm | 11103.365 |



Softline 8mm projection board,
Projection steel





- Projection surface of Projection enamelled steel fused at 800°C
- The surface has the ideal properties for long-throw projection: perfect projection without a hot spot and a wide viewing angle, gloss level: 13 GU (60°)
- Available in various projection ratios and sizes.
- Suitable for very intensive and long-term use
- Anodised aluminium frame with plastic corner pieces
- Includes mounting materials and 30 cm pen tray
- Magnetic, wet wipe



Projection boards ExtraFlat

The ExtraFlat profile is much used in schools. The frame can be combined with a lightweight core, allowing mounting on height-adjustable structures such as columns. ExtraFlat boards are supplied as standard with a pen/chalk tray along the entire width of the board.





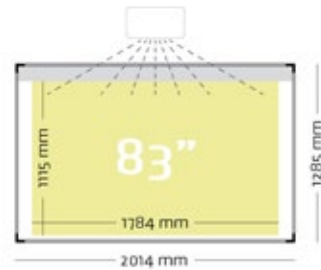
| | | |
|---|----------------------------|-----------------------------|
| Projection ratio/ size 16:10, 83" | Dimensions 128 x 201 cm | Article number 17106.101 |
| Aluminium pen tray, 31 cm (optional): | 18400.040 | |

ExtraFlat Projection Board, Low Gloss, finger touch,
16:10 - 83"

RAL

LIFETIME WARRANTY

- Projection surface of Low Gloss enamelled steel fused at 800°C
- Suitable for short-throw / ultra short-throw interactive finger-touch projectors (16:10) such as Epson EB-695Wi or EB-770Fi
- Includes grey strip for touch sensor
- Suitable for very intensive and long-term use
- Anodised aluminium frame with plastic corner pieces
- Mounting materials included
- Magnetic, dry wipe



Made of wood from responsibly managed forests

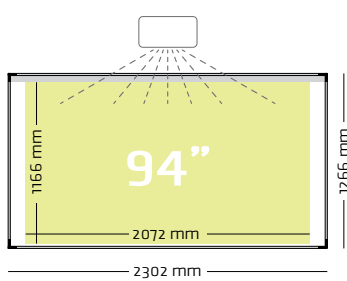
| | | |
|--|----------------------------|-----------------------------|
| Projection ratio/ size 16:9, 94" | Dimensions 126 x 231 cm | Article number 17106.108 |
| Aluminium pen tray, 31 cm (optional): | 18400.040 | |

ExtraFlat Projection Board, Low Gloss, finger touch,
16:9 - 94"

RAL

LIFETIME WARRANTY

- Projection surface of Low Gloss enamelled steel fused at 800°C
- Suitable for short-throw / ultra short-throw interactive finger-touch projectors (16:9) such as Epson EB-1485Fi or EB-770Fi
- Includes grey strip for touch sensor
- Suitable for very intensive and long-term use
- Anodised aluminium frame with plastic corner pieces
- Mounting materials included
- Magnetic, dry wipe



Made of wood from responsibly managed forests



ExtraFlat projection board

Wall-mounted boards,
single surface



Projection ratio/
size
16:10, 16:9, 100"

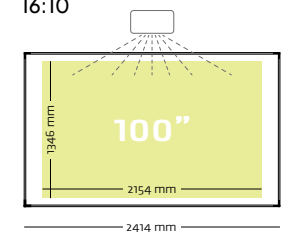
Dimensions
150 x 240 cm

Article number
17106.106

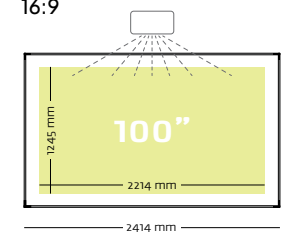
Aluminium pen tray, 31 cm (optional):

18400.040

16:10



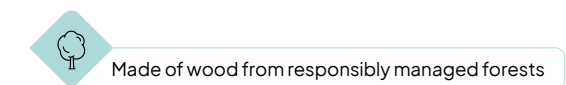
16:9



ExtraFlat Projection Board, Low Gloss, finger touch,
16:10, 16:9 - 100"



- Projection surface of Low Gloss enamelled steel fused at 800°C
- Suitable for short-throw / ultra short-throw interactive finger-touch projectors such as Epson EB-695Wi, EB-770Fi (16:10) Epson EB-1485Fi or EB-770Fi (16:9)
- Suitable for very intensive and long-term use
- Anodised aluminium frame with plastic corner pieces
- Mounting materials included
- Magnetic, dry wipe



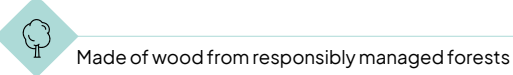
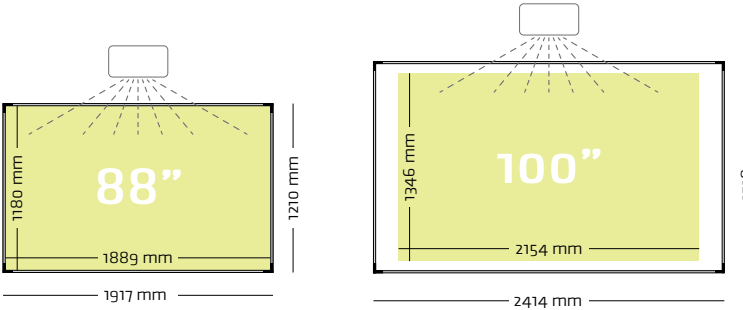


| Projection ratio/ size | Dimensions | Article number |
|---------------------------------------|--------------|----------------|
| 16:10, 88" | 120 x 192 cm | 17106.100 |
| 16:10, 100" | 150 x 240 cm | 17106.106 |
| Aluminium pen tray, 31 cm (optional): | | 18400.040 |

ExtraFlat Projection Board, Low Gloss,
16:10



- Projection surface of Low Gloss enamelled steel fused at 800°C
- Suitable for short-throw / ultra short-throw (interactive pen) projectors (16:10) such as Epson EB-685Wi, EB-1480Fi or EB-760Wi
- Suitable for very intensive and long-term use
- Anodised aluminium frame with plastic corner pieces
- Mounting materials included
- Magnetic, dry wipe

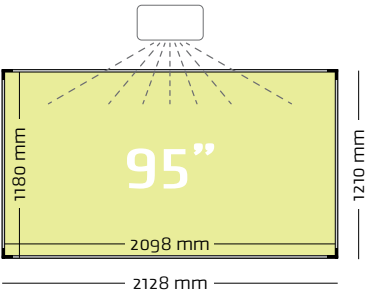


| Projection ratio/ size | Dimensions | Article number |
|---------------------------------------|--------------|----------------|
| 16:9, 95" | 120 x 214 cm | 17106.115 |
| Aluminium pen tray, 31 cm (optional): | | 18400.040 |

ExtraFlat Projection Board, Low Gloss,
16:9



- Projection surface of Low Gloss enamelled steel fused at 800°C
- Suitable for short-throw / ultra short-throw (interactive pen) projectors (16:9) such as Epson EB-685Wi, EB-1480Fi or EB-760Wi
- 94" projection board, including grey strip for touch sensor
- Suitable for very intensive and long-term use
- Anodised aluminium frame with plastic corner pieces
- Mounting materials included
- Magnetic, dry wipe




Projection boards ExtraFlat

Winged projection boards are lightweight, allowing them to be mounted on columns (see from page 102).

These boards can have recesses in them for touch sensor modules. The wings can then still be folded away completely. The grey strip on the board is the area where the module can be installed.





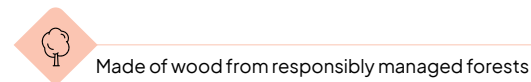
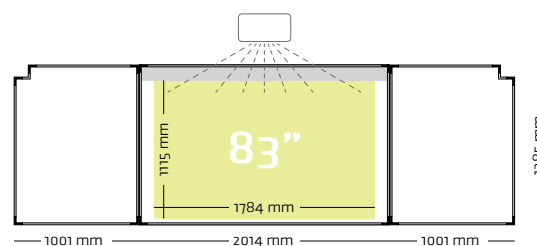


| | | |
|---|----------------------------|-----------------------------|
| Projection ratio/ size 16:10, 83" | Dimensions 128 x 201 cm | Article number 17106.201 |
| Aluminium pen tray, 31 cm (optional): | | 18400.040 |

ExtraFlat Projection Board, Low Gloss,
finger touch, 16:10



- Projection surface of Low Gloss enamelled steel fused at 800°C
- The board has two wings with a double-sided writing surface of white enamelled steel fused at 800°C
- Suitable for short-throw / ultra short-throw interactive finger-touch projectors (16:10) such as Epson EB-695Wi or EB-770Fi
- Includes grey strip for touch sensor
- Suitable for very intensive and long-term use
- Anodised aluminium frame with plastic corner pieces
- Mounting materials included
- Magnetic, dry wipe

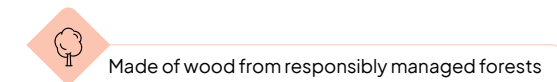
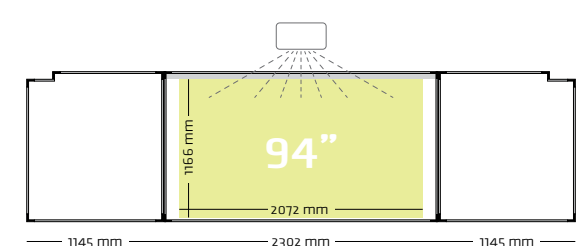




| | | |
|--|----------------------------|-----------------------------|
| Projection ratio/ size 16:9, 94" | Dimensions 126 x 231 cm | Article number 17106.208 |
| Aluminium pen tray, 31 cm (optional): | | 18400.040 |

ExtraFlat Projection Board, Low Gloss,
finger touch, 16:9



- Projection surface of Low Gloss enamelled steel fused at 800°C
- The board has two wings with a double-sided writing surface of white enamelled steel fused at 800°C
- Suitable for short-throw / ultra short-throw interactive finger-touch projectors (16:9) such as Epson EB-1485Fi or EB-770Fi
- Includes grey strip for touch sensor
- Suitable for very intensive and long-term use
- Anodised aluminium frame with plastic corner pieces
- Mounting materials included
- Magnetic, dry wipe



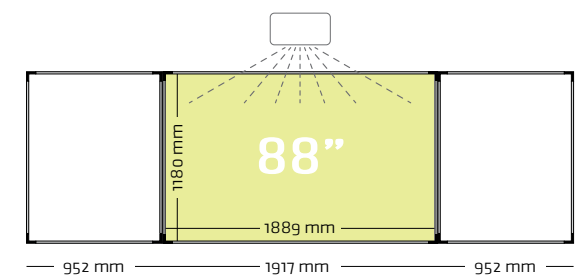


| | | |
|---|----------------------------|-----------------------------|
| Projection ratio/ size 16:10, 88" | Dimensions 120 x 192 cm | Article number 17106.200 |
| Aluminium pen tray, 31 cm (optional): | | 18400.040 |

Winged ExtraFlat Projection Board, Low Gloss, 16:10



- Projection surface of Low Gloss enamelled steel fused at 800°C
- The board has two wings with a double-sided writing surface of white enamelled steel fused at 800°C
- Suitable for short-throw / ultra short-throw (interactive pen) projectors (16:10) such as Epson EB-685Wi, EB-1480Fi or EB-760Wi
- Suitable for very intensive and long-term use
- Anodised aluminium frame with plastic corner pieces
- Mounting materials included
- Magnetic, dry wipe

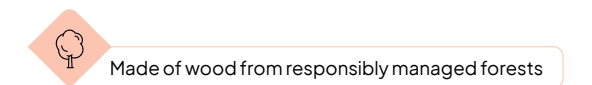
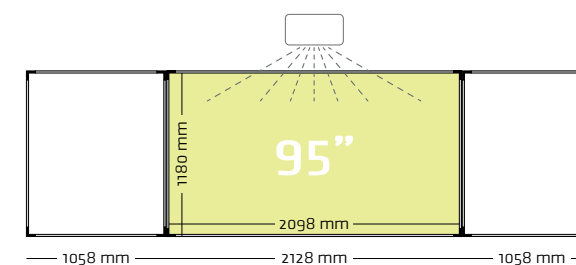



| | | |
|--|----------------------------|-----------------------------|
| Projection ratio/ size 16:9, 95" | Dimensions 120 x 214 cm | Article number 17106.205 |
| Aluminium pen tray, 31 cm (optional): | | 18400.040 |

Winged ExtraFlat Projection Board, Low Gloss, 16:9



- Projection surface of Low Gloss enamelled steel fused at 800°C
- The board has two wings with a double-sided writing surface of white enamelled steel fused at 800°C
- Suitable for short-throw / ultra short-throw (interactive pen) projectors (16:9) such as Epson EB-1480Fi or EB-760Wi
- Suitable for very intensive and long-term use
- Anodised aluminium frame with plastic corner pieces
- Mounting materials included
- Magnetic, dry wipe

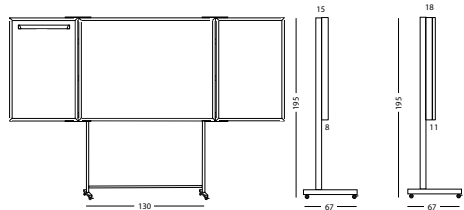
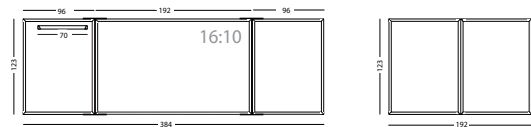




Dimensions
120 x 190 cm (16:10)
120 x 165 cm (4:3)

Article number
13002.520
13002.500

White wheeled
Base (p. 141) 14013.100



Cabinet



- Lockable presentation cabinet with two double-sided writable doors with a white enamelled steel surface, includes Design flipchart holder (drilled) and flipchart paper (20 sheets)
- Low Gloss enamelled steel base (centre) with a white aluminium profile
- Suitable for wall mounting or placing over wheeled base (see page 141)



Wall-mounted boards height- adjustable

The height-adjustable writing boards can easily be changed or moved. Each suspension system has its own benefits and attributes, but they all provide flexibility of use.





| Projection ratio/ size | Dimensions | Article number |
|---------------------------|--------------|----------------|
| 16:10, 83" | 128 x 201 cm | 18310.401 |
| 16:10, 100" | 150 x 240 cm | 18310.423 |


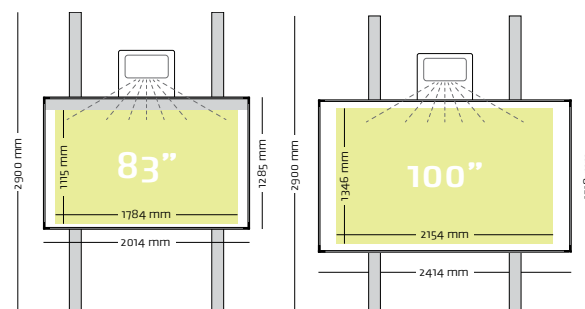
ExtraFlat Projection Board, Low Gloss, finger touch, 16:10



- Projection surface of Low Gloss enamelled steel fused at 800°C
- Suitable for short-throw / ultra short-throw interactive finger-touch projectors (16:10) such as Epson EB-695Wi or EB-770Fi
- 83" board, including grey strip for touch sensor
- Mounted between two columns, standard height: 290 cm. Taller columns optional
- Infinitely adjustable height
- Suitable for very intensive and long-term use
- Anodised aluminium frame with plastic corner pieces
- Includes mounting materials and two 31 cm aluminium pen trays
- Magnetic, dry wipe



Made of wood from responsibly managed forests



| Projection ratio/ size | Dimensions | Article number |
|---------------------------|--------------|----------------|
| 16:9, 94" | 126 x 231 cm | 18310.422 |
| 16:9, 100" | 150 x 240 cm | 18310.423 |

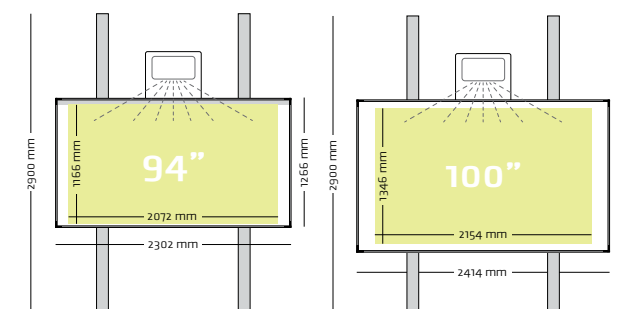
ExtraFlat Projection Board, Low Gloss, finger touch, 16:9



- Projection surface of Low Gloss enamelled steel fused at 800°C
- Suitable for short-throw / ultra short-throw interactive finger-touch projectors (16:9) such as Epson EB-1485Fi or EB-770Fi
- 94" board, including grey strip for touch sensor
- Mounted between two columns, standard height: 290 cm. Taller columns optional
- Infinitely adjustable height
- Suitable for very intensive and long-term use
- Anodised aluminium frame with plastic corner pieces
- Includes mounting materials and two 31 cm aluminium pen trays
- Magnetic, dry wipe



Made of wood from responsibly managed forests



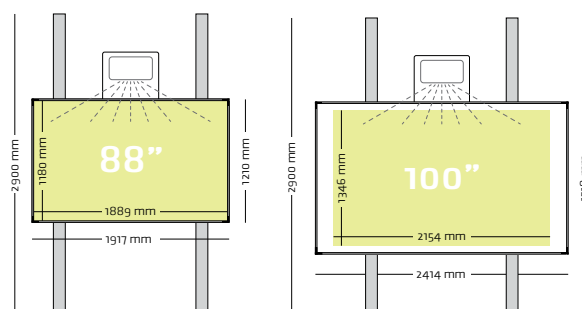
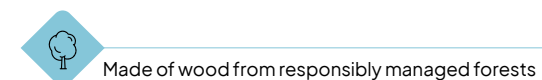


| Projection ratio/ size | Dimensions | Article number |
|---------------------------|--------------|----------------|
| 16:10, 88" | 120 x 192 cm | 18310.102 |
| 16:10, 100" | 150 x 240 cm | 18310.423 |

ExtraFlat Projection Board, Low Gloss, 16:10



- Projection surface of Low Gloss enamelled steel fused at 800°C
- Suitable for short-throw / ultra short-throw (interactive pen) projectors (16:10) such as Epson EB-685Wi, EB-1480Fi or EB-760Wi
- Mounted between two columns, standard height: 290 cm. Taller columns optional
- Infinitely adjustable height
- Suitable for very intensive and long-term use
- Anodised aluminium frame with plastic corner pieces
- Includes mounting materials and two 31 cm aluminium pen trays
- Magnetic, dry wipe

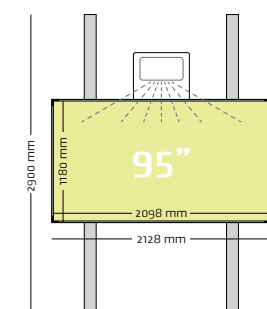
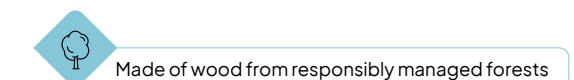


| Projection ratio/ size | Dimensions | Article number |
|---------------------------|------------|----------------|
| 16:9, 95" | 120x214 cm | 18310.122 |

ExtraFlat Projection Board, Low Gloss, 16:9



- Projection surface of Low Gloss enamelled steel fused at 800°C
- Suitable for short-throw / ultra short-throw (interactive pen) projectors (16:9) such as Epson EB-1480Fi or EB-760Wi
- Mounted between two columns, standard height: 290 cm. Taller columns optional
- Infinitely adjustable height
- Suitable for very intensive and long-term use
- Anodised aluminium frame with plastic corner pieces
- Includes mounting materials and two 31 cm aluminium pen trays
- Magnetic, dry wipe





Projection ratio/
size
16:10, 83"

Dimensions
128 x 201 cm

Article number
18310.411


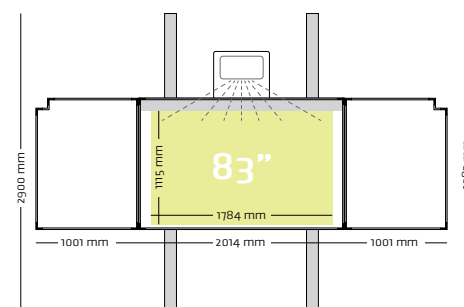
Winged ExtraFlat Projection Board, Low Gloss,
finger touch, 16:10



- Projection surface of Low Gloss enamelled steel fused at 800°C
- The board has two wings with a double-sided writing surface of white enamelled steel fused at 800°C
- Suitable for short-throw / ultra short-throw interactive finger-touch projectors (16:10) such as Epson EB-695Wi or EB-770Fi
- Includes grey strip for touch sensor
- Mounted between two columns, standard height: 290 cm. Taller columns optional
- Infinitely adjustable height
- Suitable for very intensive and long-term use
- Anodised aluminium frame with plastic corner pieces
- Includes mounting materials and two 31 cm aluminium pen trays
- Magnetic, dry wipe



Made of wood from responsibly managed forests



Projection ratio/
size
16:9, 94"

Dimensions
126 x 231 cm

Article number
18310.421

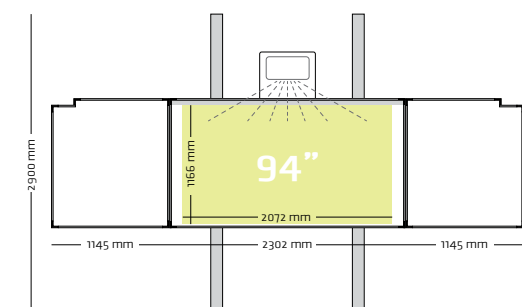
Winged ExtraFlat Projection Board, Low Gloss,
finger touch, 16:9




- Projection surface of Low Gloss enamelled steel fused at 800°C
- The board has two wings with a double-sided writing surface of white enamelled steel, fused at 800°C
- Suitable for short-throw / ultra short-throw interactive finger-touch projectors (16:9) such as Epson EB-1485Fi or EB-770Fi
- Includes grey strip for touch sensor
- Mounted between two columns, standard height: 290 cm. Taller columns optional
- Infinitely adjustable height
- Suitable for very intensive and long-term use
- Anodised aluminium frame with plastic corner pieces
- Includes mounting materials and two 31 cm aluminium pen trays
- Magnetic, dry wipe



Made of wood from responsibly managed forests





Projection ratio/
size
16:10, 88"

Dimensions
120 x 192 cm

Article number
18310.112


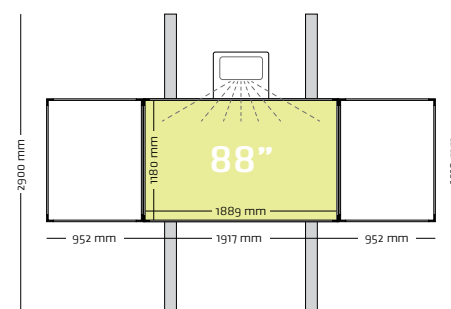
Winged ExtraFlat Projection Board, Low Gloss,
16:10



- Projection surface of Low Gloss enamelled steel fused at 800°C
- The board has two wings with a double-sided writing surface of white enamelled steel fused at 800°C
- Suitable for short-throw / ultra short-throw (interactive pen) projectors (16:10) such as Epson EB-685Wi, EB-1480Fi or EB-760Wi
- Mounted between two columns, standard height: 290 cm. Taller columns optional
- Infinitely adjustable height
- Suitable for very intensive and long-term use
- Anodised aluminium frame with plastic corner pieces
- Includes mounting materials and two 31 cm aluminium pen trays
- Magnetic, dry wipe



Made of wood from responsibly managed forests



Projection ratio/
size
16:9, 95"

Dimensions
120 x 214 cm

Article number
18310.121

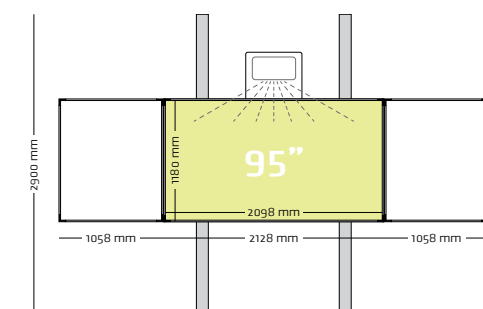
Winged ExtraFlat Projection Board, Low Gloss,
16:9



- Projection surface of Low Gloss enamelled steel fused at 800°C
- The board has two wings with a double-sided writing surface of white enamelled steel fused at 800°C
- Suitable for short-throw / ultra short-throw (interactive pen) projectors (16:9) such as Epson EB-1480Fi or EB-7360W
- Mounted between two columns, standard height: 290 cm. Taller columns optional
- Infinitely adjustable height
- Suitable for very intensive and long-term use
- Anodised aluminium frame with plastic corner pieces
- Includes mounting materials and two 31 cm aluminium pen trays
- Magnetic, dry wipe



Made of wood from responsibly managed forests





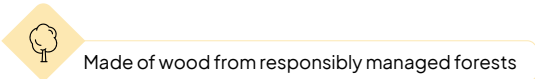
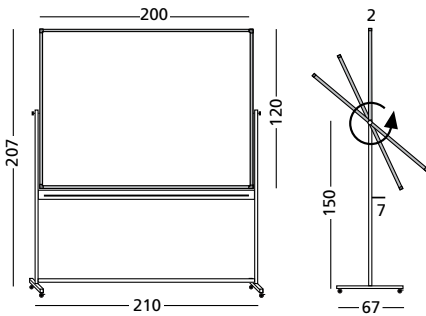
Dimensions
120 x 200 cm




Article number
13009.124

Revolving projection/enamelled steel board



- One side has a projection surface of projection enamelled steel, fused at 800°C
- One side has a writing surface of enamelled steel, fused at 800°C
- Suitable for very intensive and long-term use
- Anodised aluminium frame with plastic corner pieces
- The sturdy white base has a long pen tray and four solid industrial wheels, two of which have brakes
- The rotary knob allows the board to be turned through 360° and to be fixed at any angle
- Magnetic, dry wipe writing surface and wet wipe projection surface





PartnerLine Rail projection board, Projection



Projection ratio

16:10
16:3

Dimensions

118 x 189 cm
118 x 157 cm

Article number

11106.161
11106.160

- Projection surface of Projection enamelled steel fused at 800°C
- The surface has the ideal properties for long-throw projection: perfect projection without a hot spot and a wide viewing angle, gloss level: 13 GU (60°)
- Suitable for very intensive and long-term use
- Lightweight board
- White PartnerLine frame with white plastic corner pieces
- Includes 30 cm pen tray and rail mounting adapter set
- Magnetic, dry wipe
- PartnerLine Rail (p. 154 - 155) needs to be ordered separately



Made of wood from responsibly managed forests

