

# Wall-mounted boards single surface



Smit Visual single surface boards are constructed with robust materials and a thick solid core. They rightly carry the stamp 'Premium Dutch Quality'. We produce single surface boards of up to 4 meters long!





## Unframed

The edges of the Unframed Whiteboard are neatly cut, which eliminates the need for a frame and gives the board its timeless design. The sleek board has a thickness of 4 mm, but is super strong. The black side contrasts nicely with the white front.



Size	Article number
98 x 98 cm	16200.100
98 x 148 cm	16200.101
98 x 198 cm	16200.102

For custom frameless whiteboards, check [chameleonwriting.com](http://chameleonwriting.com).

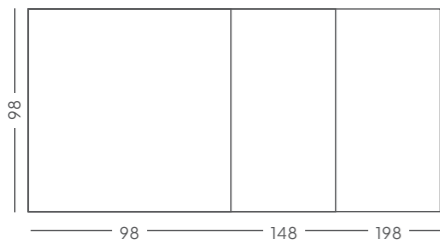
Unframed Whiteboard, coated steel



- Sleek frameless whiteboard
- Only 4 mm thin, but extremely strong, rigid and break-resistant material
- Coated steel writing surface
- Product made of responsibly certified wood and is plastic-free
- 15 mm wall writing surface depth
- Easy assembly
- Can be mounted vertically or horizontally
- Suitable for creating a whiteboard wall with several panels
- Magnetic and dry erasable



Made of wood from responsibly managed forests

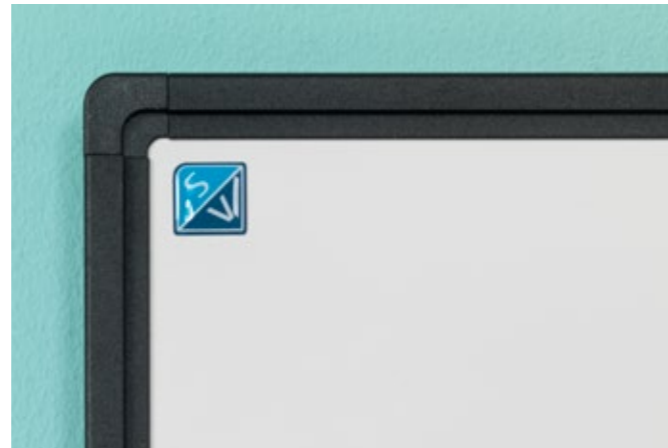
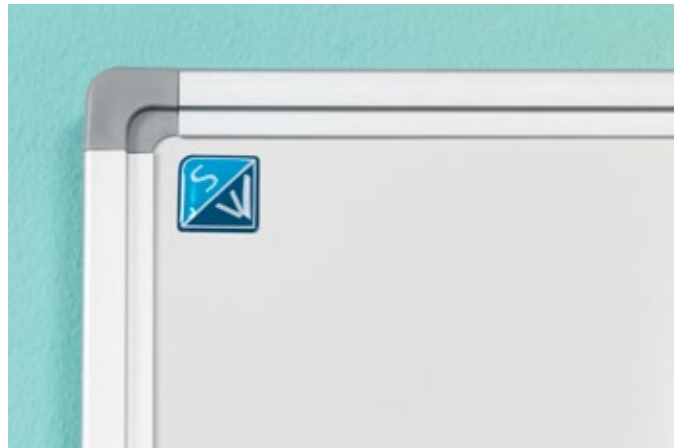


# Softline 8 mm

The most popular board frame in our collection. This frame is available as standard in classic aluminium and modern black.

All colours are available on request. Softline 8 mm boards are supplied with a pen tray in the same colour as the frame.

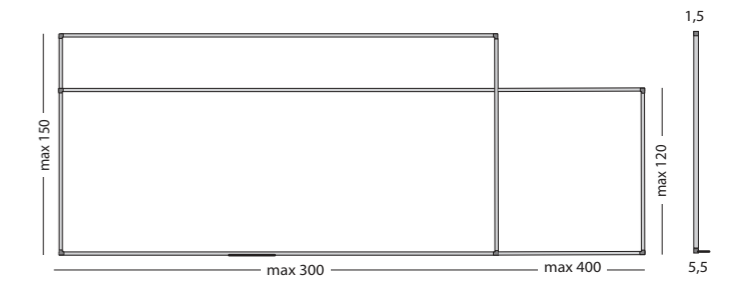




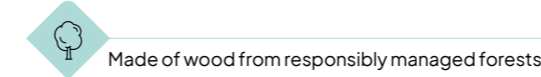
Whiteboard Softline 8 mm, white enamel



- Writing surface of white enamelled steel, fused at 800°C
- Suitable for very intensive and long-term use
- Anodised or black lacquered aluminium frame with plastic corner pieces
- Includes mounting materials and 30 cm pen tray
- Can be mounted vertically or horizontally
- Magnetic, dry wipe



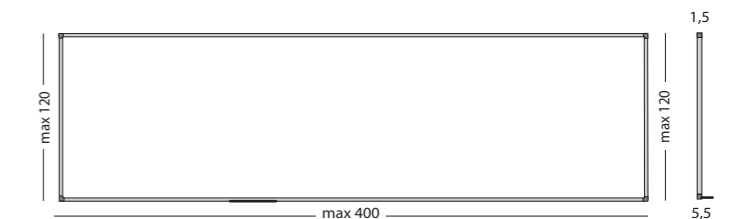
Dimensions	Article number	
	Alu frame ●	Black frame ●
150 x 300 cm	11103.311	11102.200
150 x 200 cm	11103.312	11102.201
120 x 400 cm	11103.290	-
120 x 350 cm	11103.326	-
120 x 300 cm	11103.100	11102.204
120 x 240 cm	11103.101	11102.205
120 x 200 cm	11103.285	11102.206
120 x 180 cm	11103.102	11102.207
120 x 150 cm	11103.103	11102.208
100 x 200 cm	11103.104	11102.209
100 x 180 cm	11103.105	11102.210
100 x 150 cm	11103.106	11102.211
100 x 100 cm	11103.107	11102.212
90 x 180 cm	11103.108	11102.213
90 x 120 cm	11103.109	11102.214
60 x 90 cm	11103.110	11102.215
45 x 60 cm	11103.111	11102.216
30 x 45 cm	11103.113	11102.217



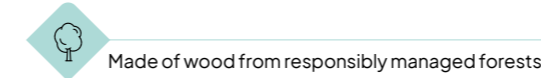
Whiteboard Softline 8 mm, lacquered steel



- White lacquered steel writing surface
- Suitable for normal to fairly intensive use
- Anodised or black lacquered aluminium frame with plastic corner pieces
- Includes mounting materials and 30 cm pen tray
- Can be mounted vertically or horizontally
- Magnetic, dry wipe



Dimensions	Article number	
	Alu frame ●	Black frame ●
120 x 400 cm	11103.299	-
120 x 350 cm	11103.301	-
120 x 300 cm	11103.295	11102.222
120 x 240 cm	11103.294	11102.223
120 x 200 cm	11103.267	11102.224
120 x 180 cm	11103.283	11102.225
120 x 150 cm	11103.293	11102.226
100 x 200 cm	11103.260	11102.227
100 x 150 cm	11103.261	11102.228
100 x 100 cm	11103.268	11102.229
90 x 180 cm	11103.265	11102.230
90 x 120 cm	11103.262	11102.231
60 x 90 cm	11103.263	11102.232
45 x 60 cm	11103.264	11102.233
30 x 45 cm	11103.284	11102.234



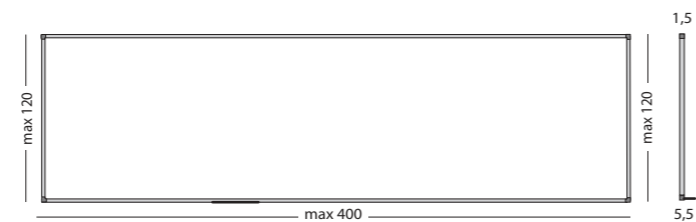


Dimensions	Article number	
	Alu frame ●	Black frame ●
120 x 400 cm	11103.613	-
120 x 350 cm	11103.618	-
120 x 300 cm	11103.600	11102.262
120 x 240 cm	11103.601	11102.263
120 x 180 cm	11103.614	11102.264
120 x 150 cm	11103.615	11102.265
100 x 200 cm	11103.604	11102.266
100 x 180 cm	11103.616	11102.267
100 x 150 cm	11103.606	11102.268
100 x 100 cm	11103.617	11102.269
90 x 180 cm	11103.608	11102.270
90 x 120 cm	11103.609	11102.271
60 x 90 cm	11103.610	11102.272
45 x 60 cm	11103.611	11102.273



Softline 8 mm, chalk grey



- Chalkboard surface of grey enamelled steel, fused at 800°C
- Suitable for very intensive and long-term use
- Anodised or black lacquered aluminium frame with plastic corner pieces
- Includes mounting materials and 30 cm pen tray
- Can be mounted vertically or horizontally
- Magnetic, dry wipe



Made of wood from responsibly managed forests

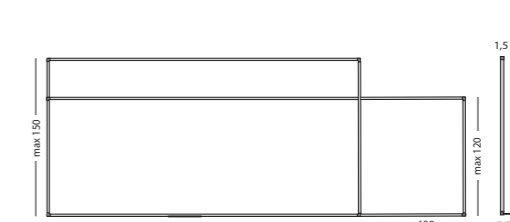


Dimensions	Article number	
	Alu frame ●	Black frame ●
150 x 300 cm	11103.321	11102.240
150 x 200 cm	11103.322	11102.241
120 x 400 cm	11103.255	-
120 x 350 cm	11103.323	-
120 x 300 cm	11103.240	11102.244
120 x 240 cm	11103.241	11102.245
120 x 180 cm	11103.242	11102.246
120 x 150 cm	11103.243	11102.247
100 x 200 cm	11103.244	11102.248
100 x 180 cm	11103.245	11102.249
100 x 150 cm	11103.246	11102.250
100 x 100 cm	11103.247	11102.251
90 x 180 cm	11103.248	11102.252
90 x 120 cm	11103.249	11102.253
60 x 90 cm	11103.250	11102.254
45 x 60 cm	11103.251	11102.255

Softline 8 mm, chalk green




- Chalkboard surface of green enamelled steel, fused at 800°C
- Suitable for very intensive and long-term use
- Anodised or black lacquered aluminium frame with plastic corner pieces
- Includes mounting materials and 30 cm pen tray
- Can be mounted vertically or horizontally
- Magnetic, dry wipe



Made of wood from responsibly managed forests

## Softline 8 mm projection board

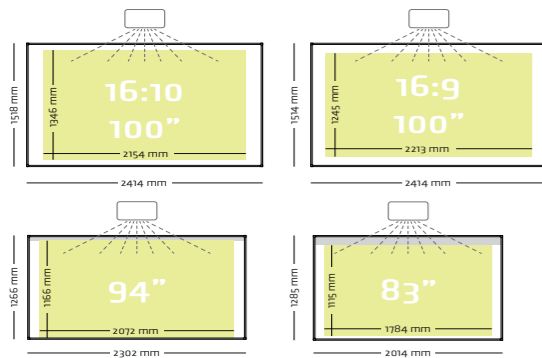



Projection ratio/ size	Dimensions	Article number
16:10 / 16:9, 100"	150 x 240 cm	11103.343
16:9, 94"	126 x 231 cm	11103.380
16:10, 83"	128 x 201 cm	11103.357


### Softline 8mm projection board, Low Gloss, finger touch



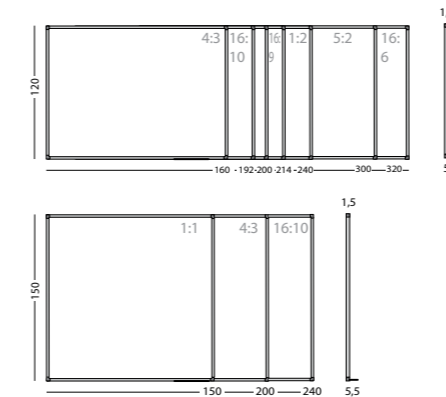
- Projection surface of Low Gloss enamelled steel fused at 800°C
- Suitable for short-throw / ultra short-throw interactive finger-touch projectors such as Epson EB-695Wi, EB-1485Fi or EB-770Fi
- Available in various projection ratios and sizes
- 94" and 83" projection boards, including grey strip for touch sensor
- Suitable for very intensive and long-term use
- Anodised aluminium frame with plastic corner pieces
- Includes mounting materials and 30 cm pen tray
- Magnetic, dry wipe



 Made of wood from responsibly managed forests



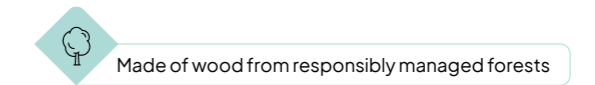
Projection ratio/ size	Dimensions	Article number
16:10 / 16:9 (100")	150 x 240 cm	11103.343
4:3	150 x 200 cm	11103.341
1:1	150 x 150 cm	11103.340
5:2	120 x 300 cm	11103.339
2:1	120 x 240 cm	11103.330
16:9 (95")	120 x 214 cm	11103.335
	120 x 200 cm	11103.338
16:10 (88")	120 x 192 cm	11103.346
4:3	120 x 160 cm	11103.331



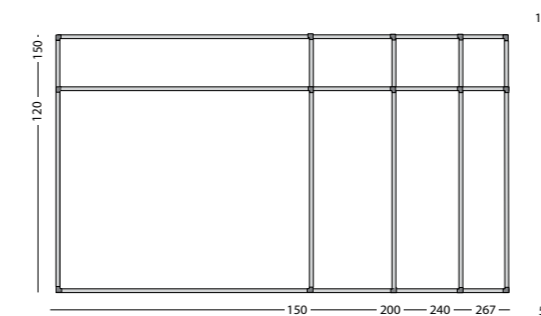
Softline 8mm projection board,  
Low Gloss



- Projection surface of Low Gloss enamelled steel fused at 800°C
- Suitable for short-throw / ultra short-throw (interactive pen) projectors such as Epson EB-685Wi, EB-1480Fi or EB-760Wi
- Available in various projection ratios and sizes.
- Suitable for very intensive and long-term use
- Anodised aluminium frame with plastic corner pieces
- Includes mounting materials and 30 cm pen tray
- Magnetic, dry wipe



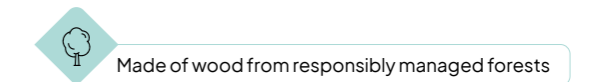
Projection ratio	Dimensions	Article number
16:9	150 x 267 cm	11103.362
16:10	150 x 240 cm	11103.361
4:3	150 x 200 cm	11103.360
1:1	150 x 150 cm	11103.363
16:9	120 x 214 cm	11103.367
16:10	120 x 192 cm	11103.366
4:3	120 x 160 cm	11103.365




Softline 8mm projection board,  
Projection steel



- Projection surface of Projection enamelled steel fused at 800°C
- The surface has the ideal properties for long-throw projection: perfect projection without a hot spot and a wide viewing angle, gloss level: 13 GU (60°)
- Available in various projection ratios and sizes.
- Suitable for very intensive and long-term use
- Anodised aluminium frame with plastic corner pieces
- Includes mounting materials and 30 cm pen tray
- Magnetic, wet wipe







# Whiteboards with custom print



Every organisation, department or team has its own take on specific work processes. As a result, it is rare for standard print designs to precisely match existing needs. The solution is a custom design with corporate style layout.



Logistics

Dimensions	Article number	
	Alu frame ●	Black frame ●
120 x 300 cm	11103.471	11102.280
120 x 240 cm	11103.470	11102.281
120 x 200 cm	11103.462	11102.282
120 x 180 cm	11103.461	11102.283
120 x 150 cm	11103.459	11102.284
120 x 120 cm	11103.468	11102.285
100 x 200 cm	11103.467	11102.286
100 x 150 cm	11103.458	11102.287
100 x 100 cm	11103.457	11102.288
90 x 180 cm	11103.464	11102.289
90 x 120 cm	11103.456	11102.290
60 x 90 cm	11103.453	11102.291
45 x 60 cm	11103.451	11102.292

## Softline 8 mm printed whiteboard



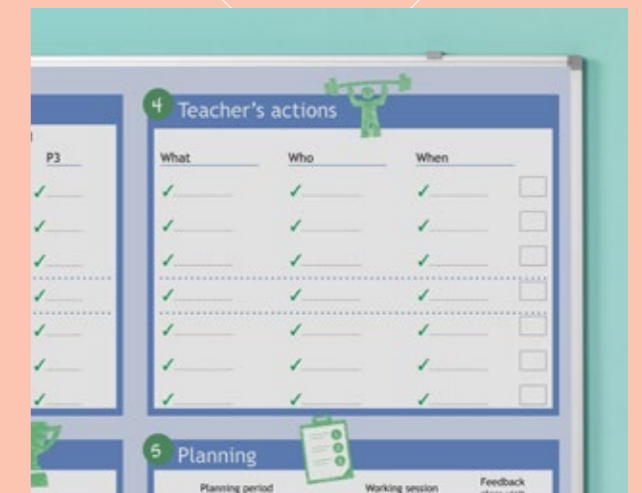
- Writing surface full-colour printed steel sublimation
- Suitable for normal to fairly intensive use
- Anodised or black lacquered aluminium frame with plastic corner pieces
- Includes mounting materials and 30 cm pen tray
- Can be mounted vertically or horizontally
- Magnetic, dry wipe



Made of wood from responsibly managed forests



Care

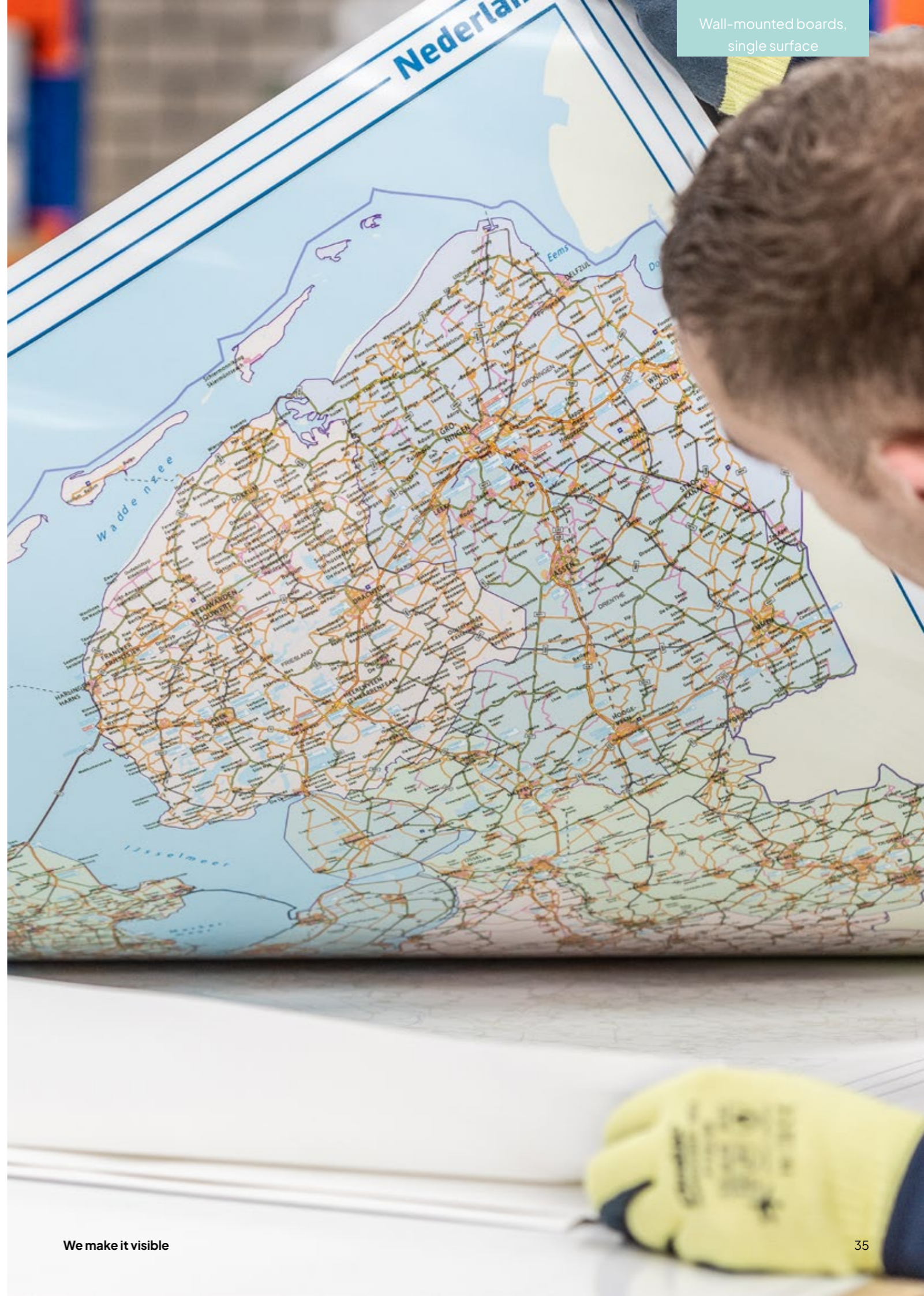


Education



Personalised designs for prints can be submitted via [info@smit-visual.nl](mailto:info@smit-visual.nl). Delivery specifications and templates can be found at [www.smit-visual.com/printed-boards](http://www.smit-visual.com/printed-boards).

Need help with your design? Our graphics team would be more than happy to help.



Design/Type	Dimensions - Scale	Article number
World, political	90 x 120 cm - 1: 34,232,000	11103.925
Europe, road map	90 x 120 cm - 1: 6,170,000	11103.926
The Netherlands, road map	120 x 90 cm - 1: 270,000	11103.930
The Netherlands, PC	130 x 110 cm - 1: 233,500	11103.931
BeLux, road map	110 x 130 cm - 1: 289,300	11103.932
Belgium, PC	100 x 130 cm - 1: 282,500	11103.933
Germany, road map	120 x 90 cm - 1: 771,900	11103.934
Germany, PC	120 x 90 cm - 1: 708,200	11103.935
France, road map	120 x 120 cm - 1: 170,000	11103.936
France, PC	100 x 100 cm - 1: 1,084,600	11103.937

Softline 8 mm, maps - worldwide

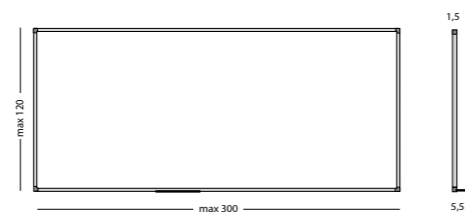





- Very detailed full-colour map printed on steel sublimation
- Suitable for normal to fairly intensive use
- Anodised aluminium frame with plastic corner pieces
- Includes mounting materials and 30 cm pen tray
- Magnetic, dry wipe

Accessories,  
see page 214



Made of wood from responsibly managed forests



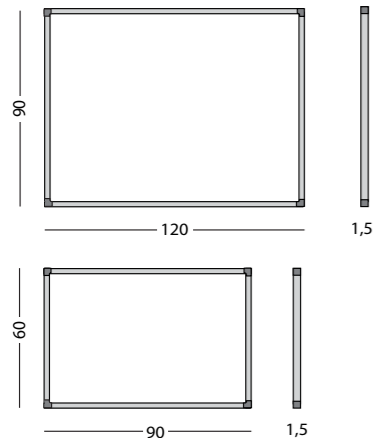
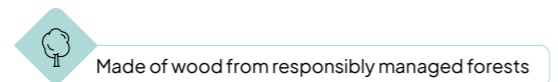


Dimensions	Language	Article number
90 x 120 cm	NL	11103.188N
90 x 120 cm	D	11103.188D
90 x 120 cm	GB	11103.188E
60 x 90 cm	NL	11103.208N
60 x 90 cm	D	11103.208D
60 x 90 cm	GB	11103.208E

Softline 8mm, double week planner



- Week planner showing two weeks beside each other and 53 free positions below each day
- Writing surface of printed steel sublimation
- Suitable for normal to fairly intensive use
- Anodised aluminium frame with plastic corner pieces
- Includes mounting materials, 30 cm pen tray and magnetic day strip for double week planner
- Magnetic, dry wipe

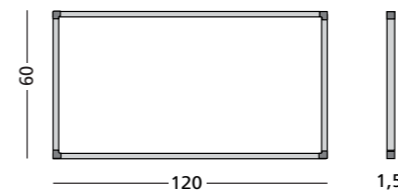
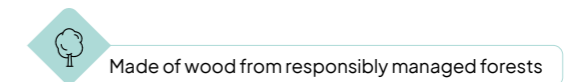



Dimensions	Article number
60 x 120 cm	11103.198

Softline 8mm, 53-week planner



- Planner with space for 53 weeks horizontally
- 25 free positions per week, vertically
- Writing surface of printed steel sublimation
- Suitable for normal to fairly intensive use
- Anodised aluminium frame with plastic corner pieces
- Includes mounting materials and 30 cm pen tray
- Magnetic, dry wipe





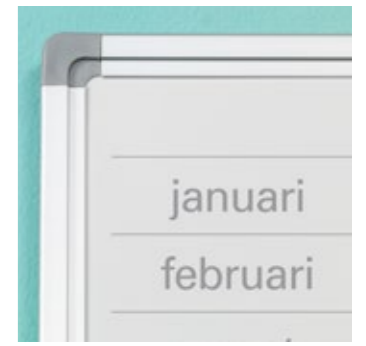

Dutch



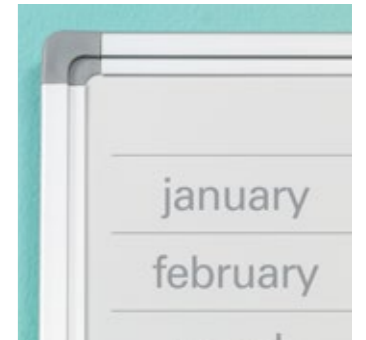
English



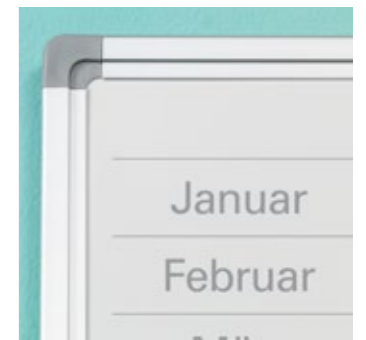
German



Dutch



English



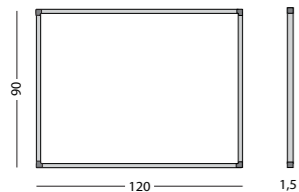
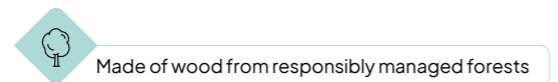
German

Dimensions	Period	Language	Article number
90 x 120 cm	Jan - Dec	NL	11103.574
90 x 120 cm	Jan - Dec	D	11103.575
90 x 120 cm	Jan - Dec	GB	11103.576
90 x 120 cm	Aug - Jul	NL	11103.577
90 x 120 cm	Aug - Jul	D	11103.578
90 x 120 cm	Aug - Jul	GB	11103.579
Customisation			
90 x 120 cm	Period	Language	11103.999

Softline 8mm year planner, blue



- Continuous year planner pre-printed with 12 months (January - December or August - July)
- Every month has space for 53 weeks
- Weeks and dates can be filled in as required
- Writing surface full-colour printed steel sublimation
- Suitable for normal to fairly intensive use
- Anodised aluminium frame with plastic corner pieces
- Includes mounting materials and 30 cm pen tray
- Magnetic, dry wipe



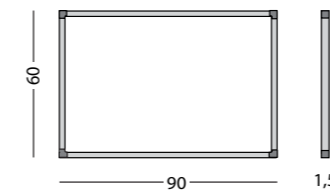
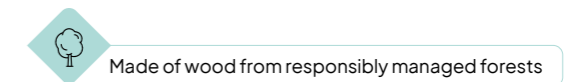
Dimensions	Language	Article number
60 x 120 cm	NL	11103.196N
60 x 120 cm	D	11103.282D
60 x 120 cm	GB	11103.281E

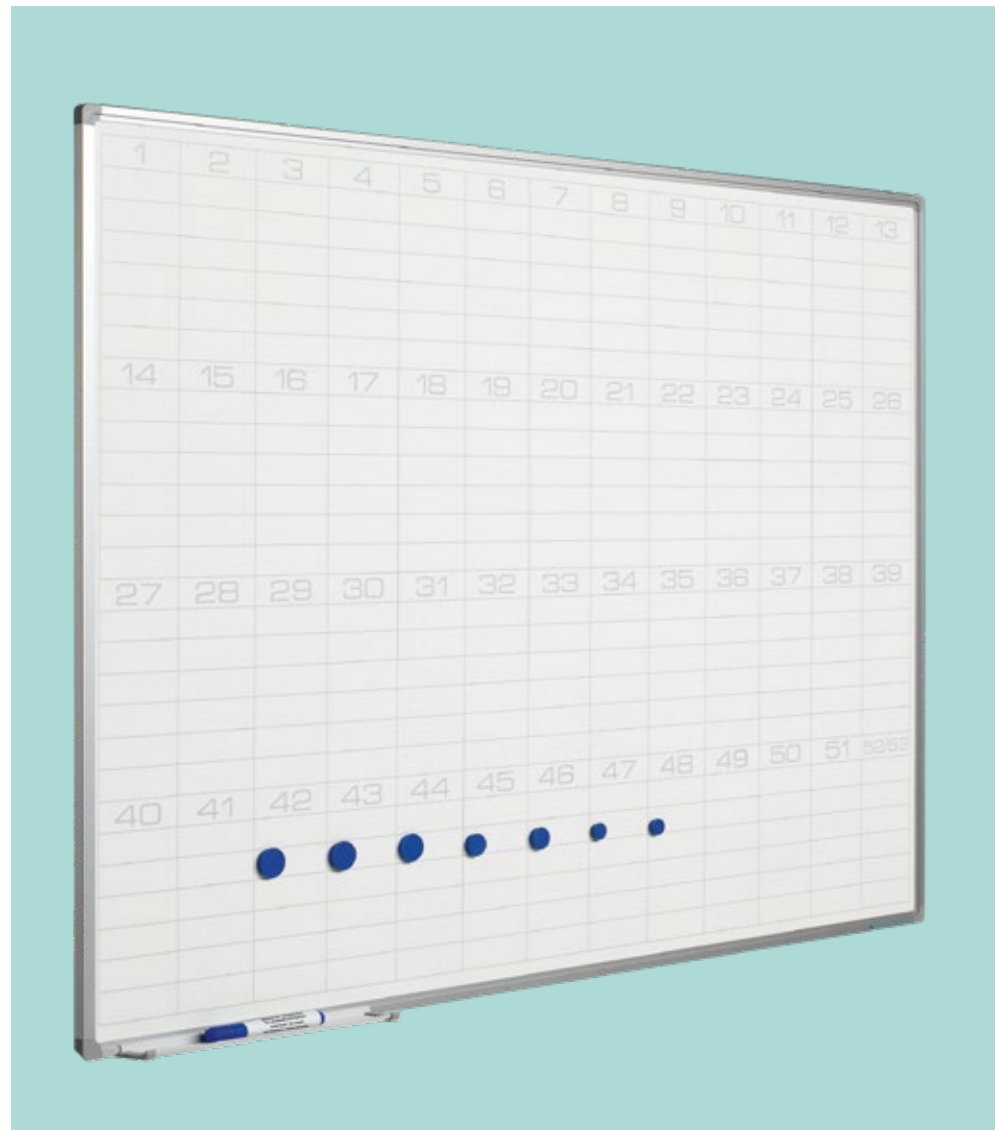
Set of extra horizontal day strips (12 strips): 14035.130

Softline 8mm year planner



- Preprinted, showing the months vertically and the days horizontally
- Writing surface of printed steel sublimation
- Suitable for normal to fairly intensive use
- Anodised aluminium frame with plastic corner pieces
- Includes mounting materials, 30 cm pen tray and (12) magnetic horizontal day strips
- Magnetic, dry wipe





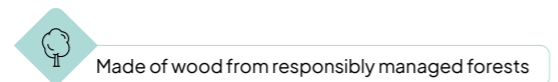
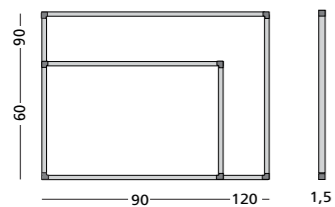
Dimensions  
90 x 120 cm  
60 x 90 cm

Article number  
11103.187  
11103.207

Softline 8mm yearly overview planner



- Horizontally preprinted with 53 weeks
- 6 free spaces below each week
- Writing surface of printed steel sublimation
- Suitable for normal to fairly intensive use
- Anodised aluminium frame with plastic corner pieces
- Includes mounting materials and 30 cm pen tray
- Magnetic, dry wipe



Dimensions  
90 x 120 cm  
90 x 120 cm  
90 x 120 cm

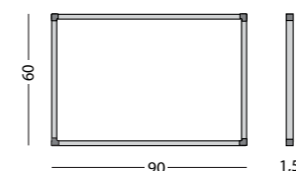
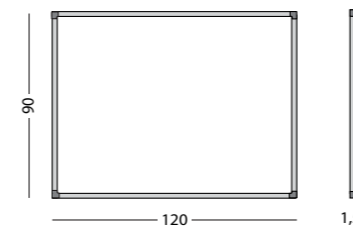
Language  
NL  
D  
GB

Article number  
11103.186N  
11103.186D  
11103.186E

60 x 90 cm  
60 x 90 cm  
60 x 90 cm

NL  
D  
GB

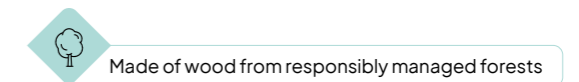
11103.206N  
11103.206D  
11103.206E




Softline 8mm vertical year planner

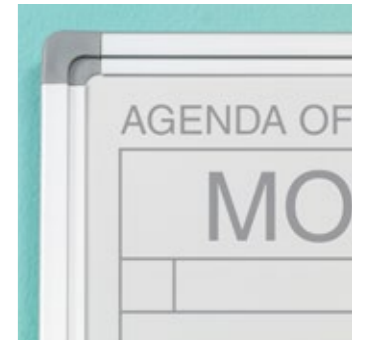


- Continuous year planner
- The months, days and dates can be shown for each year with the aid of magnetic strips
- Writing surface of printed steel sublimation
- Suitable for normal to fairly intensive use
- Anodised aluminium frame with plastic corner pieces
- Includes mounting materials, 30 cm pen tray and vertical numbering strips, horizontal strip indicating the month and vertical strip indicating the day. (all strips are magnetic)
- Magnetic, dry wipe





Dutch



English



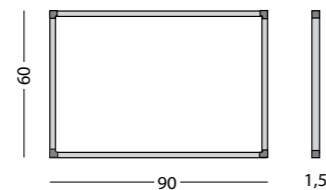
German

Dimensions	Language	Article number
90 x 120 cm	NL	11103.185N
90 x 120 cm	GB	11103.185E
90 x 120 cm	D	11103.185D
60 x 90 cm	NL	11103.205N
60 x 90 cm	GB	11103.205E
60 x 90 cm	D	11103.205D

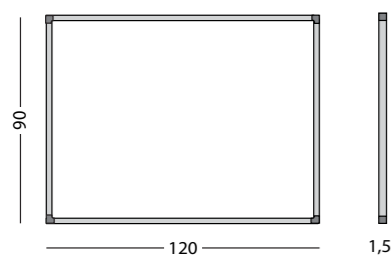
Softline 8mm working days planner



- Workday planner showing Monday to Saturday horizontally with 37 free spaces below each day
- Writing surface of printed steel sublimation
- Suitable for normal to fairly intensive use
- Anodised aluminium frame with plastic corner pieces
- Includes mounting materials, 30 cm pen tray and (12) magnetic horizontal day strips
- Magnetic, dry wipe



Made of wood from responsibly managed forests

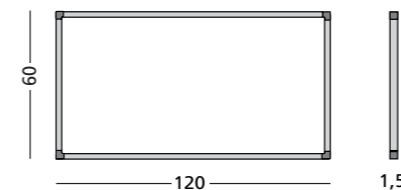


Dimensions	Language	Article number
60 x 120 cm	NL	11103.195
60 x 120 cm	D	11103.277
60 x 120 cm	GB	11103.276
Week numbers (set of 52)		14035.125

Softline 8mm, weekly planner

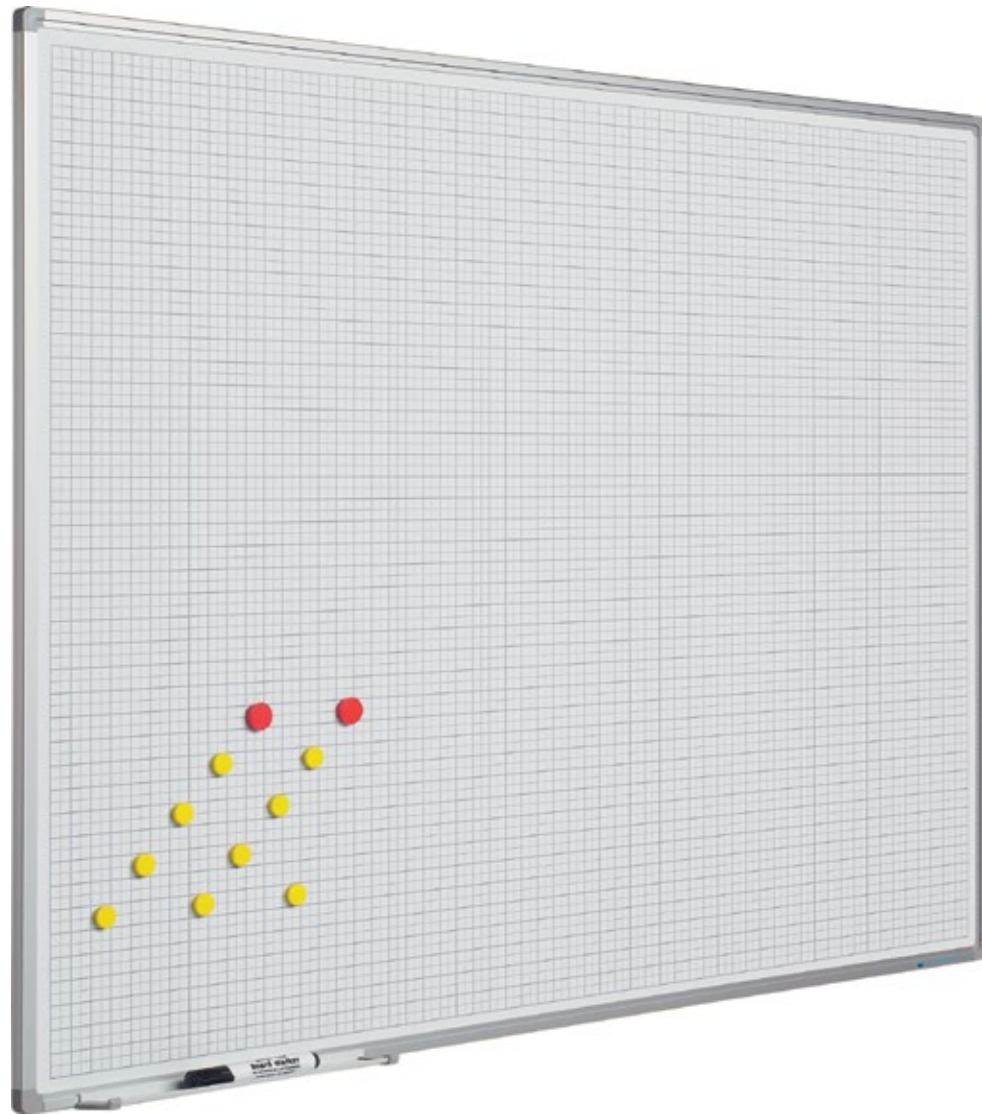


- Preprinted showing weekdays horizontally and 5 rows of weeks vertically
- This board can also be used as a month planner by numbering the spaces from 1 to 31
- Writing surface of printed steel sublimation
- Suitable for normal to fairly intensive use
- Anodised aluminium frame with plastic corner pieces
- Includes mounting materials and 30 cm pen tray
- Magnetic, dry wipe




Made of wood from responsibly managed forests

### Softline 8 mm squared board



### Softline 8 mm In-Out board

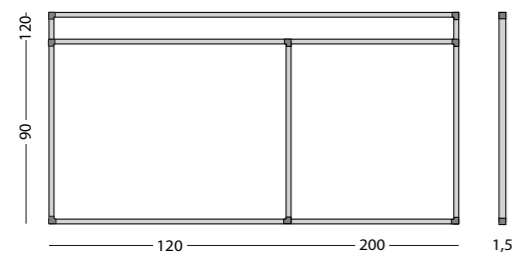
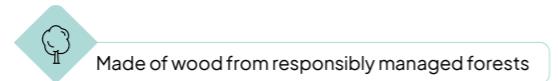


Dimensions	Square size	Article number
100 x 200 cm	5 x 5 cm	11103.143
120 x 200 cm	5 x 5 cm	11103.144
90 x 120 cm	5 x 5 cm	11103.141
90 x 120 cm	2 x 2 cm (1x1 cm)	11103.146

#### Softline 8mm squared boards



- Squared pattern of 5x5 cm preprinted on enamel, suitable for very intensive and long-term use
- Squared pattern of 2x2 cm preprinted on steel sublimation, suitable for normal to fairly intensive use
- Anodised aluminium frame with plastic corner pieces
- Includes mounting materials and 30 cm pen tray
- Magnetic, dry wipe

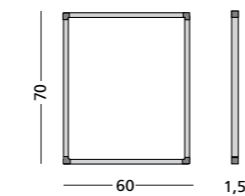
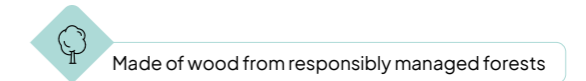


Dimensions	Article number
70 x 60 cm	11103.215

#### Softline 8mm In-Out board



- Space for 25 names
- Writing surface of printed steel sublimation
- Suitable for normal to fairly intensive use
- Anodised aluminium frame with plastic corner pieces
- Includes mounting materials, 30 cm pen tray, 25 red magnets (Ø 25 mm) and 25 magnetic name holders (2 x 10 cm)
- Magnetic, dry wipe






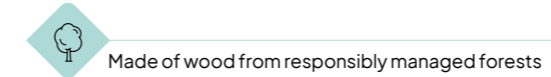
## Design

An anodised aluminium profile with grey plastic corner pieces. The lines in the frame are continued in the corner pieces. All boards with Design profile are supplied with a 30 cm pen tray.





Dimensions	Article number
120 x 300 cm	11101.100
120 x 240 cm	11101.101
120 x 180 cm	11101.102
120 x 150 cm	11101.103
100 x 200 cm	11101.104
100 x 180 cm	11101.105
100 x 150 cm	11101.106
100 x 100 cm	11101.107
90 x 180 cm	11101.108
90 x 120 cm	11101.109
60 x 90 cm	11101.110
45 x 60 cm	11101.111



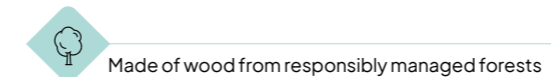
Design Whiteboard, white enamel



- Writing surface of white enamelled steel, fused at 800°C
- Suitable for very intensive and long-term use
- Anodised aluminium frame with plastic corner pieces
- Includes mounting materials and 30 cm pen tray
- Can be mounted vertically or horizontally
- Magnetic, dry wipe



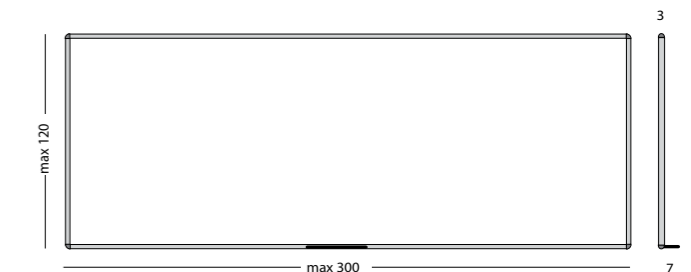
Dimensions	Article number
120 x 240 cm	11101.301
120 x 180 cm	11101.302
100 x 200 cm	11101.304
100 x 150 cm	11101.306
90 x 120 cm	11101.309
60 x 90 cm	11101.310
45 x 60 cm	11101.311




Design whiteboard, lacquered steel








- White lacquered steel writing surface
- Suitable for normal to fairly intensive use
- Anodised aluminium frame with plastic corner pieces
- Includes mounting materials and 30 cm pen tray
- Can be mounted vertically or horizontally
- Magnetic, dry wipe



A close-up photograph of the corner of a blackboard frame. The frame is made of a light grey or silver aluminium profile. A dark green chalkboard surface is visible in the upper left. The frame is mounted to a light blue wall. Two screws are visible: one on the vertical part of the frame and one on the horizontal part. The lighting is soft, highlighting the texture of the aluminium and the smooth surface of the chalkboard.

## Blackboard Softline 19 mm

The Softline 19 mm aluminium profile (SL19) is much used in schools. The frame can be combined with a lightweight core, allowing mounting on height-adjustable structures such as columns. SL19 boards are supplied as standard with a pen/chalk tray along the entire width of the board.

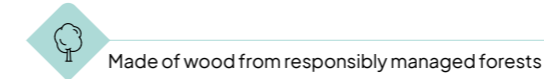
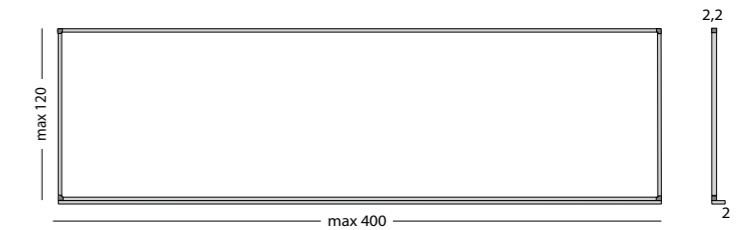


Dimensions	Article number
120 x 400 cm	17115.101
100 x 400 cm	17115.102
120 x 300 cm	17115.103
100 x 300 cm	17115.104
120 x 250 cm	17115.105
100 x 250 cm	17115.106
120 x 200 cm	17115.107
100 x 200 cm	17115.108

Softline 19 mm blackboard,  
white enamel



- Chalkboard surface of white enamelled steel, fused at 800°C
- Suitable for very intensive and long-term use
- Anodised aluminium frame with plastic corner pieces
- With pen/chalk tray along the entire width of the board
- Mounting materials included
- Magnetic, dry wipe

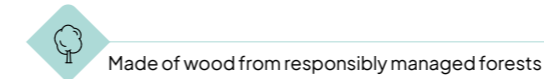
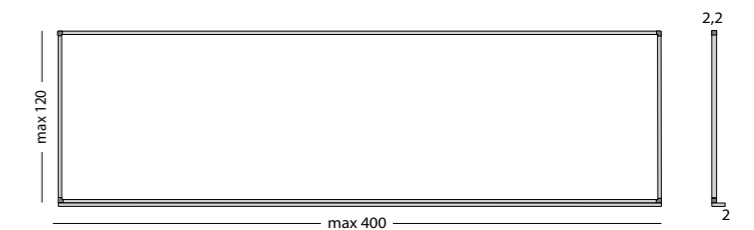


Dimensions	Article number
120 x 400 cm	17115.121
100 x 400 cm	17115.122
120 x 300 cm	17115.123
100 x 300 cm	17115.124
120 x 250 cm	17115.125
100 x 250 cm	17115.126
120 x 200 cm	17115.127
100 x 200 cm	17115.128

Softline 19 mm blackboard, chalk green



- Chalkboard surface of grey enamelled steel, fused at 800°C
- Suitable for very intensive and long-term use
- Anodised aluminium frame with plastic corner pieces
- With pen/chalk tray along the entire width of the board
- Mounting materials included
- Magnetic, dry wipe





These boards on  
height-adjustable base?

See pages 90–91

# Projection boards ExtraFlat

The ExtraFlat profile is much used in schools. The frame can be combined with a lightweight core, allowing mounting on height-adjustable structures such as columns. ExtraFlat boards are supplied as standard with a pen/chalk tray along the entire width of the board.





Projection ratio/  
size  
16:10, 83"

Dimensions  
128 x 201 cm

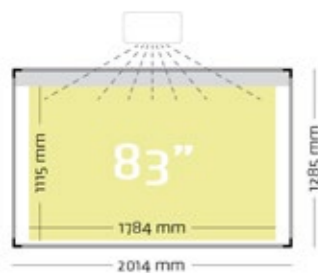
Article number  
17106.101

Aluminium pen tray, 31 cm (optional):  
18400.040

ExtraFlat Projection Board, Low Gloss, finger touch,  
16:10 - 83"



- Projection surface of Low Gloss enamelled steel fused at 800°C
- Suitable for short-throw / ultra short-throw interactive finger-touch projectors (16:10) such as Epson EB-695Wi or EB-770Fi
- Includes grey strip for touch sensor
- Suitable for very intensive and long-term use
- Anodised aluminium frame with plastic corner pieces
- Mounting materials included
- Magnetic, dry wipe



Made of wood from responsibly managed forests

Projection ratio/  
size  
16:9, 94"

Dimensions  
126 x 231 cm

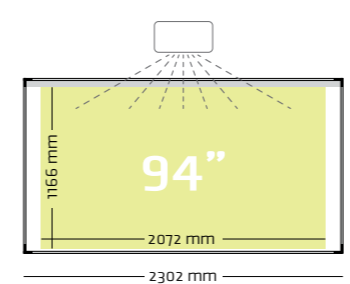
Article number  
17106.108

Aluminium pen tray, 31 cm (optional):  
18400.040

ExtraFlat Projection Board, Low Gloss, finger touch,  
16:9 - 94"



- Projection surface of Low Gloss enamelled steel fused at 800°C
- Suitable for short-throw / ultra short-throw interactive finger-touch projectors (16:9) such as Epson EB-1485Fi or EB-770Fi
- Includes grey strip for touch sensor
- Suitable for very intensive and long-term use
- Anodised aluminium frame with plastic corner pieces
- Mounting materials included
- Magnetic, dry wipe




Made of wood from responsibly managed forests



## ExtraFlat projection board

Wall-mounted boards,  
single surface



Projection ratio/  
size  
16:10, 16:9, 100"

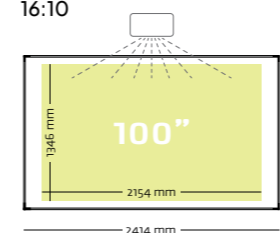
Dimensions  
150 x 240 cm

Article number  
17106.106

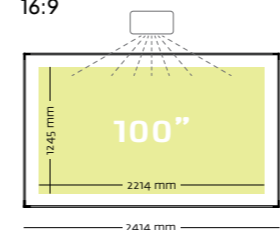
Aluminium pen tray, 31 cm (optional):

18400.040

16:10



16:9



ExtraFlat Projection Board, Low Gloss, finger touch,  
16:10, 16:9 - 100"



- Projection surface of Low Gloss enamelled steel fused at 800°C
- Suitable for short-throw / ultra short-throw interactive finger-touch projectors such as Epson EB-695Wi, EB-770Fi (16:10) Epson EB-1485Fi or EB-770Fi (16:9)
- Suitable for very intensive and long-term use
- Anodised aluminium frame with plastic corner pieces
- Mounting materials included
- Magnetic, dry wipe



Made of wood from responsibly managed forests

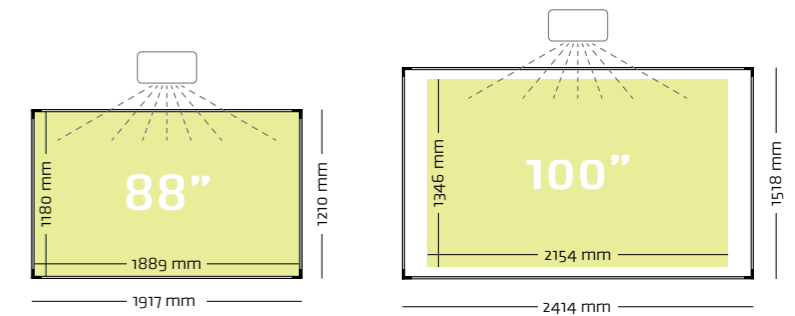


Projection ratio/ size	Dimensions	Article number
16:10, 88"	120 x 192 cm	17106.100
16:10, 100"	150 x 240 cm	17106.106
Aluminium pen tray, 31 cm (optional):		18400.040

ExtraFlat Projection Board, Low Gloss,  
16:10



- Projection surface of Low Gloss enamelled steel fused at 800°C
- Suitable for short-throw / ultra short-throw (interactive pen) projectors (16:10) such as Epson EB-685Wi, EB-1480Fi or EB-760Wi
- Suitable for very intensive and long-term use
- Anodised aluminium frame with plastic corner pieces
- Mounting materials included
- Magnetic, dry wipe



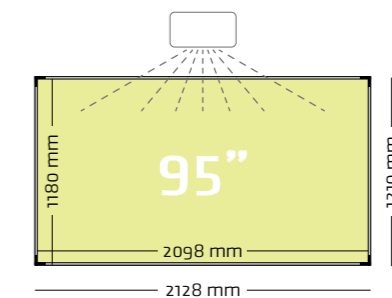
Made of wood from responsibly managed forests

Projection ratio/ size	Dimensions	Article number
16:9, 95"	120 x 214 cm	17106.115
Aluminium pen tray, 31 cm (optional):		18400.040

ExtraFlat Projection Board, Low Gloss,  
16:9



- Projection surface of Low Gloss enamelled steel fused at 800°C
- Suitable for short-throw / ultra short-throw (interactive pen) projectors (16:9) such as Epson EB-685Wi, EB-1480Fi or EB-760Wi
- 94" projection board, including grey strip for touch sensor
- Suitable for very intensive and long-term use
- Anodised aluminium frame with plastic corner pieces
- Mounting materials included
- Magnetic, dry wipe







Made of wood from responsibly managed forests



# Glass boards

Smit Visual glass boards are magnetic and dry wipe. They are made of tempered safety glass with rounded corners. The back is opaque coloured for maximum readability.



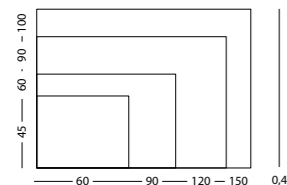


Dimensions	Article number
100 x 150 cm	14600.206
90 x 120 cm	14600.209
60 x 90 cm	14600.210
45 x 60 cm	14600.211

Glass2Write glass board



- Writing surface of tempered safety glass
- Opaque white for good readability, also meaning it can be mounted on any colour wall.
- Suitable for very intensive and long-term use
- Can be mounted vertically or horizontally
- Includes mounting materials, glass pen tray, magnetic eraser and 5 extra strong magnets
- Writable, dry wipe and magnetic



Dimensions	Article number
120 x 200 cm	14800.130
120 x 150 cm	14800.120
90 x 120 cm	14800.110
60 x 90 cm	14800.100

Premium glass board



- Writing surface of tempered safety glass
- Sleek design thanks to the concealed mounting
- The green colour has been eliminated from the tempered safety glass, giving it its crystal-clear colour. Together with the opaque white back this ensures perfect readability and can therefore be mounted on any colour wall.
- Suitable for very intensive and long-term use
- Can be mounted vertically or horizontally
- Includes mounting materials and glass pen tray
- Writable, dry wipe and magnetic

