


# Wall-mounted boards height- adjustable

The height-adjustable writing boards can easily be changed or moved. Each suspension system has its own benefits and attributes, but they all provide flexibility of use.





## Single-surface columns

Teachers and lecturers have been using Smit Visual column boards for decades. An icon in the classroom and still very relevant from an ergonomic point of view.



Dimensions	Article number
120 x 400 cm	17613.200
100 x 400 cm	17606.200
120 x 300 cm	17612.200
100 x 300 cm	17605.200
120 x 250 cm	17611.200
100 x 250 cm	17604.200
120 x 200 cm	17610.200
100 x 200 cm	17603.200

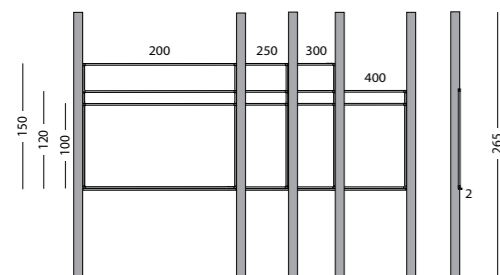
### Single-surface column-mounted whiteboard, white enamel



- Writing surface of white enamelled steel, fused at 800°C
- Suitable for very intensive and long-term use
- Anodised aluminium frame with plastic corner pieces
- With pen/chalk tray along the entire width of the board
- Mounted between two columns, standard height: 265 cm. Taller columns optional
- Infinitely adjustable height
- Mounting materials included
- Magnetic, dry wipe



Made of wood from responsibly managed forests



Dimensions	Article number
120 x 400 cm	17613.100
100 x 400 cm	17606.100
120 x 300 cm	17612.100
100 x 300 cm	17605.100
120 x 250 cm	17611.100
100 x 250 cm	17604.100
120 x 200 cm	17610.100
100 x 200 cm	17603.100

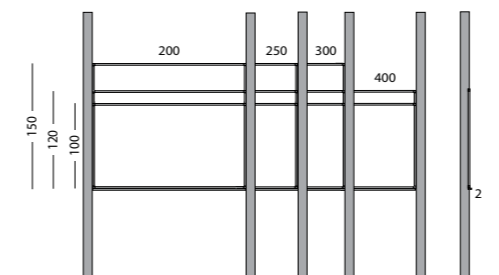
### Single-surface column-mounted chalkboard, green



- Chalkboard surface of green enamelled steel, fused at 800°C
- Suitable for very intensive and long-term use
- Anodised aluminium frame with plastic corner pieces
- With pen/chalk tray along the entire width of the board
- Mounted between two columns, standard height: 265 cm. Taller columns optional
- Infinitely adjustable height
- Mounting materials included
- Magnetic, dry wipe



Made of wood from responsibly managed forests





Dimensions	Article number
120 x 400 cm	17713.200
100 x 400 cm	17706.200
120 x 300 cm	17712.200
100 x 300 cm	17705.200
120 x 250 cm	17711.200
100 x 250 cm	17704.200
120 x 200 cm	17710.200
100 x 200 cm	17703.200

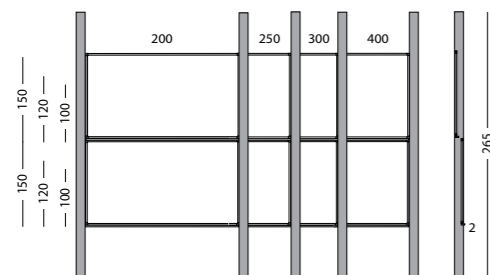
## Double-column whiteboards, white enamel



- Two single-surface boards that can slide up and down independently of each other
- Writing surface of white enamelled steel, fused at 800°C
- Suitable for very intensive and long-term use
- Anodised aluminium frame with plastic corner pieces
- With pen/chalk tray along the entire width of the board
- Mounted between two double columns, standard height: 265 cm. Taller columns optional
- Infinitely adjustable height
- Mounting materials included
- Magnetic, dry wipe



Made of wood from responsibly managed forests



Dimensions	Article number
120 x 400 cm	17713.100
100 x 400 cm	17706.100
120 x 300 cm	17712.100
100 x 300 cm	17705.100
120 x 250 cm	17711.100
100 x 250 cm	17704.100
120 x 200 cm	17710.100
100 x 200 cm	17703.100

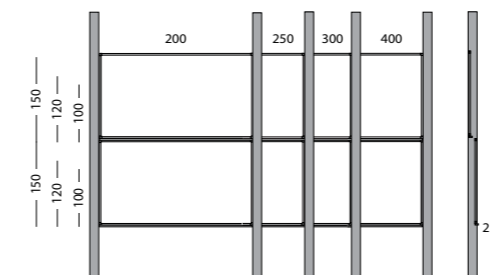
## Double-column chalkboards, green



- Two single-surface boards that can slide up and down independently of each other
- Chalkboard surface of green enamelled steel, fused at 800°C
- Suitable for very intensive and long-term use
- Anodised aluminium frame with plastic corner pieces
- With pen/chalk tray along the entire width of the board
- Mounted between two double columns, standard height: 265 cm. Taller columns optional
- Infinitely adjustable height
- Mounting materials included
- Magnetic, dry wipe



Made of wood from responsibly managed forests





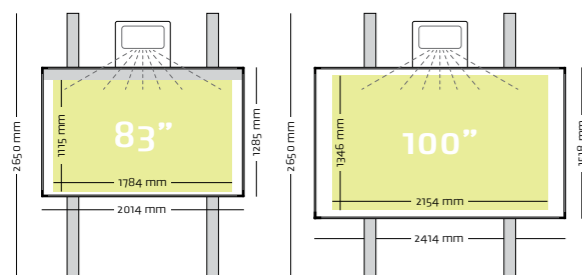


Projection ratio/ size	Dimensions	Article number
16:10, 83"	128 x 201 cm	18310.401
16:10, 100"	150 x 240 cm	18310.423

ExtraFlat Projection Board, Low Gloss, finger touch, 16:10



- Projection surface of Low Gloss enamelled steel fused at 800°C
- Suitable for short-throw / ultra short-throw interactive finger-touch projectors (16:10) such as Epson EB-695Wi or EB-770Fi
- 83" board, including grey strip for touch sensor
- Mounted between two columns, standard height: 265 cm. Taller columns optional
- Infinitely adjustable height
- Suitable for very intensive and long-term use
- Anodised aluminium frame with plastic corner pieces
- Includes mounting materials and two 31 cm aluminium pen trays
- Magnetic, dry wipe



Made of wood from responsibly managed forests

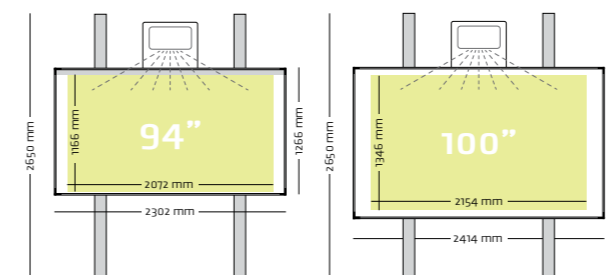


Projection ratio/ size	Dimensions	Article number
16:9, 94"	126 x 231 cm	18310.422
16:9, 100"	150 x 240 cm	18310.423

ExtraFlat Projection Board, Low Gloss, finger touch, 16:9



- Projection surface of Low Gloss enamelled steel fused at 800°C
- Suitable for short-throw / ultra short-throw interactive finger-touch projectors (16:9) such as Epson EB-1485Fi or EB-770Fi
- 94" board, including grey strip for touch sensor
- Mounted between two columns, standard height: 265 cm. Taller columns optional
- Infinitely adjustable height
- Suitable for very intensive and long-term use
- Anodised aluminium frame with plastic corner pieces
- Includes mounting materials and two 31 cm aluminium pen trays
- Magnetic, dry wipe



Made of wood from responsibly managed forests

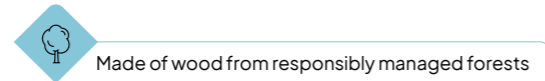
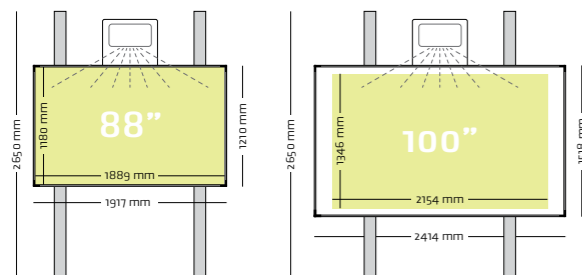


Projection ratio/ size	Dimensions	Article number
16:10, 88"	120 x 192 cm	18310.102
16:10, 100"	150 x 240 cm	18310.423

ExtraFlat Projection Board, Low Gloss, 16:10



- Projection surface of Low Gloss enamelled steel fused at 800°C
- Suitable for short-throw / ultra short-throw (interactive pen) projectors (16:10) such as Epson EB-685Wi, EB-1480Fi or EB-760Wi
- Mounted between two columns, standard height: 265 cm. Taller columns optional
- Infinitely adjustable height
- Suitable for very intensive and long-term use
- Anodised aluminium frame with plastic corner pieces
- Includes mounting materials and two 31 cm aluminium pen trays
- Magnetic, dry wipe

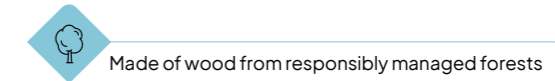
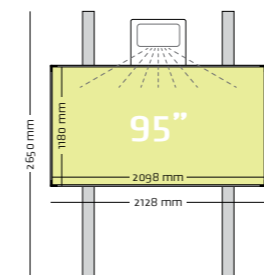


Projection ratio/ size	Dimensions	Article number
16:9, 95"	120x214 cm	18310.122

ExtraFlat Projection Board, Low Gloss, 16:9




- Projection surface of Low Gloss enamelled steel fused at 800°C
- Suitable for short-throw / ultra short-throw (interactive pen) projectors (16:9) such as Epson EB-1480Fi or EB-760Wi
- Mounted between two columns, standard height: 265 cm. Taller columns optional
- Infinitely adjustable height
- Suitable for very intensive and long-term use
- Anodised aluminium frame with plastic corner pieces
- Includes mounting materials and two 31 cm aluminium pen trays
- Magnetic, dry wipe





## Winged columns

Our column boards are made of extremely solid materials, which makes them suitable for long-term intensive use. Furthermore, thanks to the counterweight construction, the height can easily be adjusted.




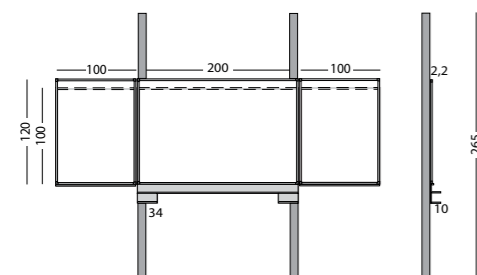
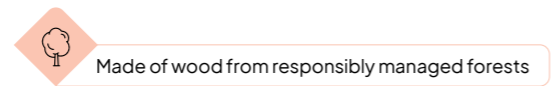
Dimensions  
120 x 200 cm  
100 x 200 cm

Article number  
17510.200  
17503.200

Winged column-mounted whiteboard,  
white enamel



- Writing surface of white enamelled steel, fused at 800°C
- Suitable for very intensive and long-term use
- Anodised aluminium frame with plastic corner pieces
- With pen tray along the entire width of the middle surface including 2 sponge holders
- With chalk trays at the bottom of the wings
- Mounted between two columns, standard height: 265 cm. Taller columns optional
- Infinitely adjustable height
- Mounting materials included
- Magnetic, dry wipe



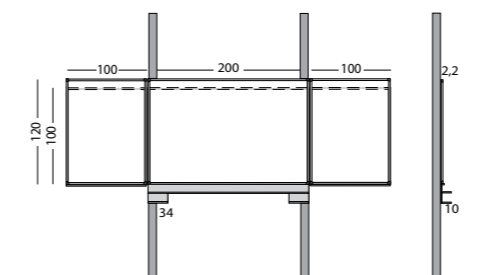
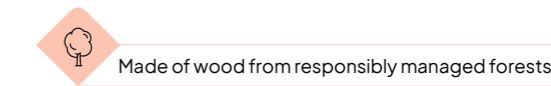
Dimensions  
120 x 200 cm  
100 x 200 cm

Article number  
17510.100  
17503.100

Winged column-mounted chalkboard,  
green



- Chalkboard surface of green enamelled steel, fused at 800°C
- Suitable for very intensive and long-term use
- Anodised aluminium frame with plastic corner pieces
- With pen tray along the entire width of the middle surface including 2 sponge holders
- With chalk trays at the bottom of the wings
- Mounted between two columns, standard height: 265 cm. Taller columns optional
- Infinitely adjustable height
- Mounting materials included
- Magnetic, dry wipe







Projection ratio/  
size  
16:10, 83"

Dimensions  
128 x 201 cm


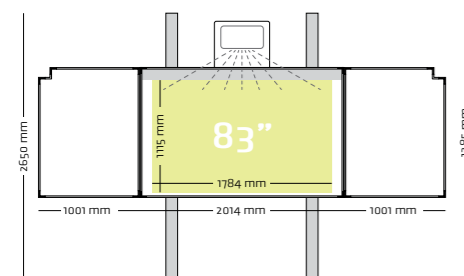
Article number  
18310.411

Winged ExtraFlat Projection Board, Low Gloss,  
finger touch, 16:10



- Projection surface of Low Gloss enamelled steel fused at 800°C
- The board has two wings with a double-sided writing surface of white enamelled steel fused at 800°C
- Suitable for short-throw / ultra short-throw interactive finger-touch projectors (16:10) such as Epson EB-695Wi or EB-770Fi
- Includes grey strip for touch sensor
- Mounted between two columns, standard height: 265 cm. Taller columns optional
- Infinitely adjustable height
- Suitable for very intensive and long-term use
- Anodised aluminium frame with plastic corner pieces
- Includes mounting materials and two 31 cm aluminium pen trays
- Magnetic, dry wipe

Made of wood from responsibly managed forests



Projection ratio/  
size  
16:9, 94"

Dimensions  
126 x 231 cm

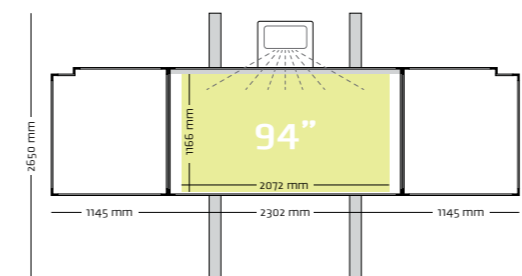
Article number  
18310.421


Winged ExtraFlat Projection Board, Low Gloss,  
finger touch, 16:9



- Projection surface of Low Gloss enamelled steel fused at 800°C
- The board has two wings with a double-sided writing surface of white enamelled steel, fused at 800°C
- Suitable for short-throw / ultra short-throw interactive finger-touch projectors (16:9) such as Epson EB-1485Fi or EB-770Fi
- Includes grey strip for touch sensor
- Mounted between two columns, standard height: 265 cm. Taller columns optional
- Infinitely adjustable height
- Suitable for very intensive and long-term use
- Anodised aluminium frame with plastic corner pieces
- Includes mounting materials and two 31 cm aluminium pen trays
- Magnetic, dry wipe

Made of wood from responsibly managed forests





Projection ratio/  
size  
16:10, 88"

Dimensions  
120 x 192 cm


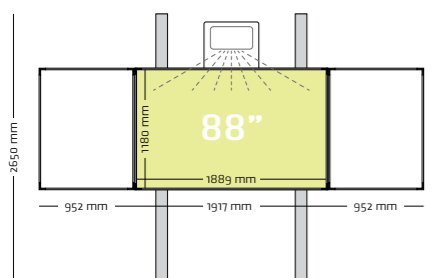
Article number  
18310.112

Winged ExtraFlat Projection Board, Low Gloss,  
16:10



- Projection surface of Low Gloss enamelled steel fused at 800°C
- The board has two wings with a double-sided writing surface of white enamelled steel fused at 800°C
- Suitable for short-throw / ultra short-throw (interactive pen) projectors (16:10) such as Epson EB-685Wi, EB-1480Fi or EB-760Wi
- Mounted between two columns, standard height: 265 cm. Taller columns optional
- Infinitely adjustable height
- Suitable for very intensive and long-term use
- Anodised aluminium frame with plastic corner pieces
- Includes mounting materials and two 31 cm aluminium pen trays
- Magnetic, dry wipe

Made of wood from responsibly managed forests



Projection ratio/  
size  
16:9, 95"

Dimensions  
120 x 214 cm

Article number  
18310.121

Winged ExtraFlat Projection Board, Low Gloss,  
16:9



- Projection surface of Low Gloss enamelled steel fused at 800°C
- The board has two wings with a double-sided writing surface of white enamelled steel fused at 800°C
- Suitable for short-throw / ultra short-throw (interactive pen) projectors (16:9) such as Epson EB-1480Fi or EB-7360W
- Mounted between two columns, standard height: 265 cm. Taller columns optional
- Infinitely adjustable height
- Suitable for very intensive and long-term use
- Anodised aluminium frame with plastic corner pieces
- Includes mounting materials and two 31 cm aluminium pen trays
- Magnetic, dry wipe

Made of wood from responsibly managed forests

