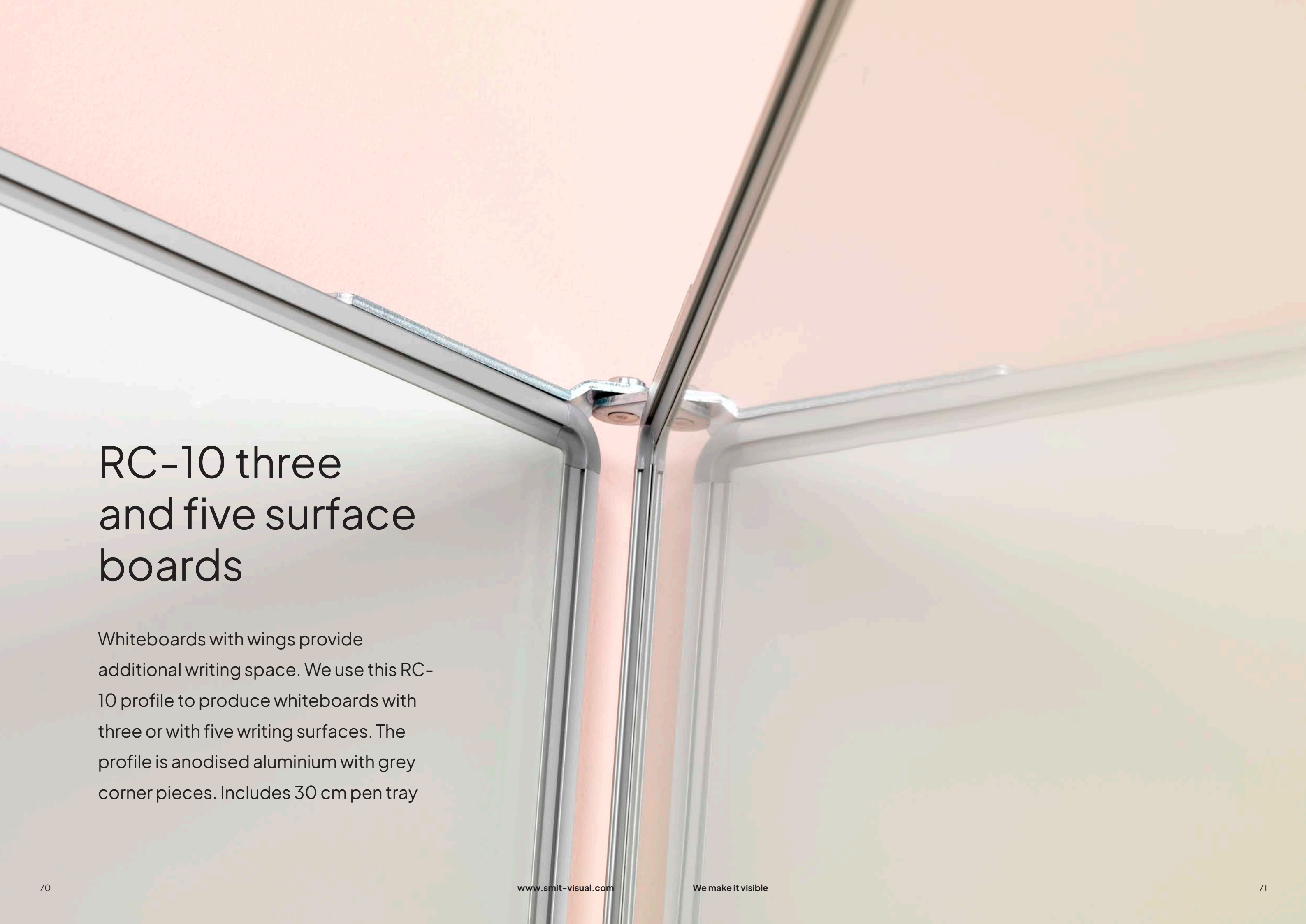


Wall-mounted boards winged


Our three and five surface boards are made with strong hinges for very intensive use. Each board can have several customised surfaces: such as different lines, chalkboard surfaces and/or whiteboard surfaces. We manufacture bespoke products just as quickly as standard products.




A close-up photograph of the RC-10 aluminium profile corner joint of a whiteboard frame. The profile is anodised aluminium with a grey finish. The corner is reinforced with a grey corner piece. The whiteboard surface is visible in the background, showing a light green and light blue color scheme.

RC-10 three and five surface boards

Whiteboards with wings provide additional writing space. We use this RC-10 profile to produce whiteboards with three or with five writing surfaces. The profile is anodised aluminium with grey corner pieces. Includes 30 cm pen tray

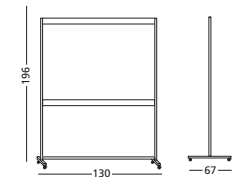
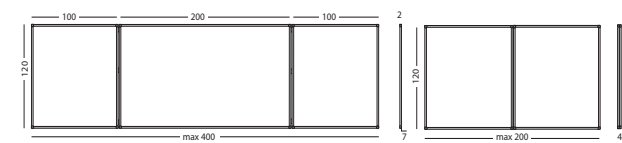


14013.103



Dimensions	Article number
120 x 200 cm	13016.100
120 x 150 cm	13016.101
100 x 200 cm	13016.102
90 x 120 cm	13016.103
60 x 90 cm	13016.104

Wheeled base for RC-10 boards from 120x150 cm 14013.103



RC-10 winged whiteboard, white enamel



- Writing surface of white enamelled steel, fused at 800°C
- Additional wings provide more writing space
- Suitable for very intensive and long-term use
- Anodised aluminium frame with plastic corner pieces
- Includes mounting materials and 30 cm pen tray
- Magnetic, dry wipe

Made of wood from responsibly managed forests

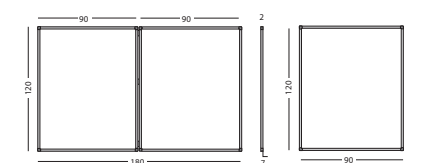
Dimensions	Article number
120 x 90 cm	13016.110
90 x 60 cm	13016.111

RC-10 three surface whiteboard, white enamel





- Writing surface of white enamelled steel, fused at 800°C
- Additional wing provides more writing space
- Suitable for very intensive and long-term use
- Anodised aluminium frame with plastic corner pieces
- Includes mounting materials and 30 cm pen tray
- Magnetic, dry wipe

Made of wood from responsibly managed forests



School boards Softline 19 mm

Winged school boards are made for very intensive use. Components such as hinges are extra strong, for example. Thanks to the extra flat aluminium profile, the school boards can be made with a lightweight core. They can therefore also be mounted on height-adjustable structures (columns).



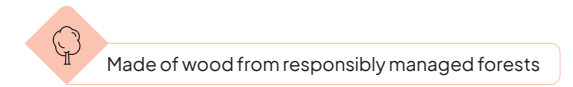
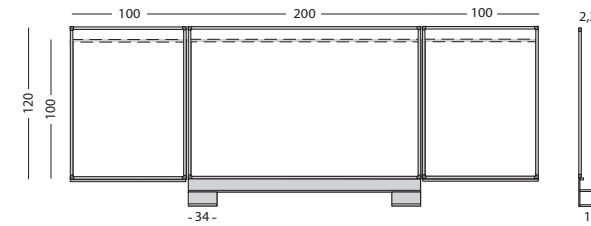
Winged school board, white enamel,
Softline 19 mm

Dimensions
120 x 200 cm
100 x 200 cm

Article number
17110.200
17103.200



- Writing surface of white enamelled steel, fused at 800°C
- Suitable for very intensive and long-term use
- Anodised aluminium frame with plastic corner pieces
- With pen tray along the entire width of the middle surface including 2 sponge holders
- With chalk trays at the bottom of the wings
- Mounting materials included
- Magnetic, dry wipe



Dimensions
120 x 200 cm
100 x 200 cm

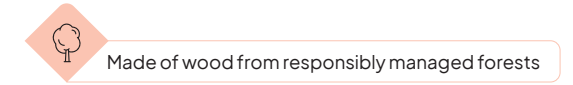
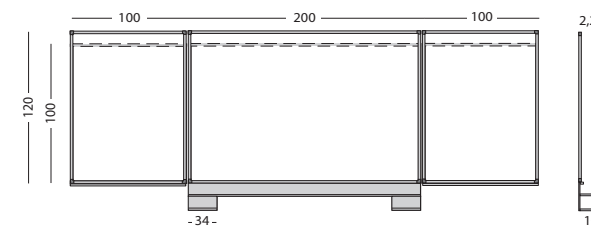
Article number
17110.100
17103.100



Winged school board, chalk green,
Softline 19 mm



- Chalkboard surface of green enamelled steel, fused at 800°C
- Suitable for very intensive and long-term use
- Anodised aluminium frame with plastic corner pieces
- With pen tray along the entire width of the middle surface including 2 sponge holders
- With chalk trays at the bottom of the wings
- Mounting materials included
- Magnetic, dry wipe



Projection boards ExtraFlat

Winged projection boards are lightweight, allowing them to be mounted on columns (see from page 98).

These boards can have recesses in them for touch sensor modules. The wings can then still be folded away completely. The grey strip on the board is the area where the module can be installed.



Projection ratio/
size
16:10, 83"

Dimensions
128 x 201 cm

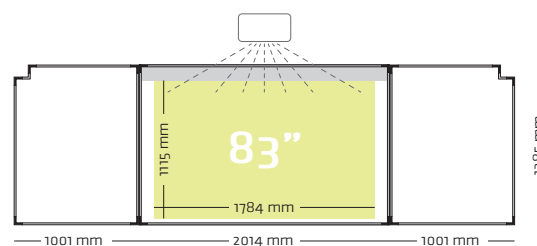
Article number
17106.201

Aluminium pen tray, 31 cm (optional):
18400.040


ExtraFlat Projection Board, Low Gloss,
finger touch, 16:10



- Projection surface of Low Gloss enamelled steel fused at 800°C
- The board has two wings with a double-sided writing surface of white enamelled steel fused at 800°C
- Suitable for short-throw / ultra short-throw interactive finger-touch projectors (16:10) such as Epson EB-695Wi or EB-770Fi
- Includes grey strip for touch sensor
- Suitable for very intensive and long-term use
- Anodised aluminium frame with plastic corner pieces
- Mounting materials included
- Magnetic, dry wipe



Made of wood from responsibly managed forests



Projection ratio/
size
16:9, 94"

Dimensions
126 x 231 cm

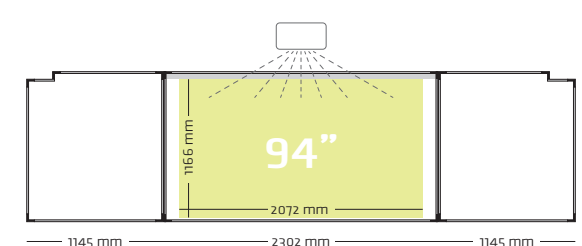
Article number
17106.208

Aluminium pen tray, 31 cm (optional):
18400.040

ExtraFlat Projection Board, Low Gloss,
finger touch, 16:9



- Projection surface of Low Gloss enamelled steel fused at 800°C
- The board has two wings with a double-sided writing surface of white enamelled steel fused at 800°C
- Suitable for short-throw / ultra short-throw interactive finger-touch projectors (16:9) such as Epson EB-1485Fi or EB-770Fi
- Includes grey strip for touch sensor
- Suitable for very intensive and long-term use
- Anodised aluminium frame with plastic corner pieces
- Mounting materials included
- Magnetic, dry wipe



Made of wood from responsibly managed forests



Projection ratio/
size
16:10, 88"

Dimensions
120 x 192 cm

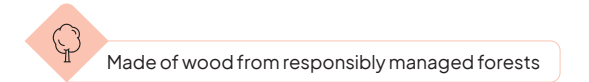
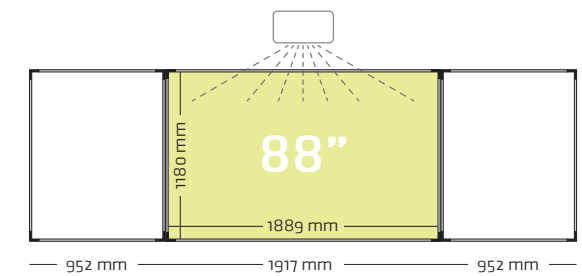
Article number
17106.200

Aluminium pen tray, 31 cm (optional):
18400.040

Winged ExtraFlat Projection Board,
Low Gloss, 16:10



- Projection surface of Low Gloss enamelled steel fused at 800°C
- The board has two wings with a double-sided writing surface of white enamelled steel fused at 800°C
- Suitable for short-throw / ultra short-throw (interactive pen) projectors (16:10) such as Epson EB-685Wi, EB-1480Fi or EB-760Wi
- Suitable for very intensive and long-term use
- Anodised aluminium frame with plastic corner pieces
- Mounting materials included
- Magnetic, dry wipe



Projection ratio/
size
16:9, 95"

Dimensions
120 x 214 cm

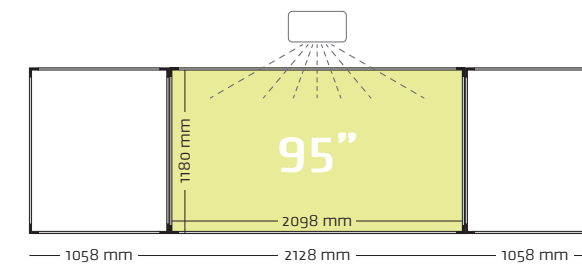
Article number
17106.205



Aluminium pen tray, 31 cm (optional):
18400.040

Winged ExtraFlat Projection Board,
Low Gloss, 16:9



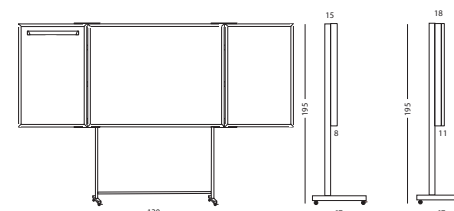
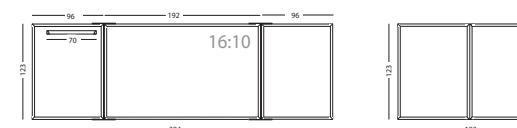
- Projection surface of Low Gloss enamelled steel fused at 800°C
- The board has two wings with a double-sided writing surface of white enamelled steel fused at 800°C
- Suitable for short-throw / ultra short-throw (interactive pen) projectors (16:9) such as Epson EB-1480Fi or EB-760Wi
- Suitable for very intensive and long-term use
- Anodised aluminium frame with plastic corner pieces
- Mounting materials included
- Magnetic, dry wipe





Dimensions Article number
 120 x 190 cm (16:10) 13002.520
 120 x 165 cm (4:3) 13002.500

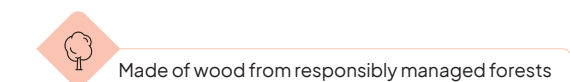
White wheeled
 Base (p. 141) 14013.100



Cabinet



- Lockable presentation cabinet with two double-sided writable doors with a white enamelled steel surface, includes Design flip-chart holder (drilled) and flip-chart paper (50 sheets)
- Low Gloss enamelled steel base (centre) with a white aluminium profile
- Suitable for wall mounting or placing over wheeled base (see page 141)



Wall-mounted boards height- adjustable


The height-adjustable writing boards can easily be changed or moved. Each suspension system has its own benefits and attributes, but they all provide flexibility of use.





Winged columns

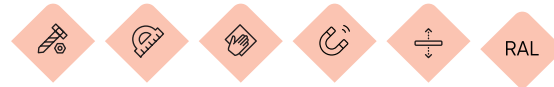
Our column boards are made of extremely solid materials, which makes them suitable for long-term intensive use. Furthermore, thanks to the counterweight construction, the height can easily be adjusted.




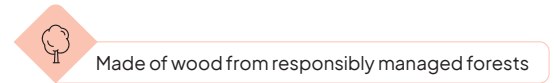
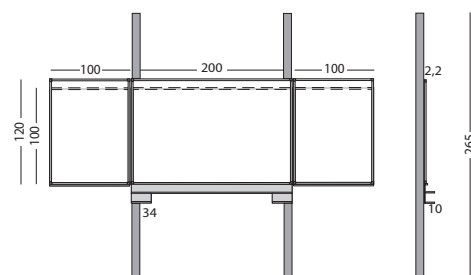
Dimensions
120 x 200 cm
100 x 200 cm

Article number
17510.200
17503.200

Winged column-mounted whiteboard,
white enamel



- Writing surface of white enamelled steel, fused at 800°C
- Suitable for very intensive and long-term use
- Anodised aluminium frame with plastic corner pieces
- With pen tray along the entire width of the middle surface including 2 sponge holders
- With chalk trays at the bottom of the wings
- Mounted between two columns, standard height: 265 cm. Taller columns optional
- Infinitely adjustable height
- Mounting materials included
- Magnetic, dry wipe



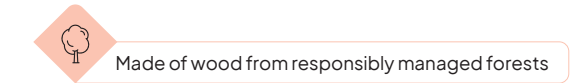
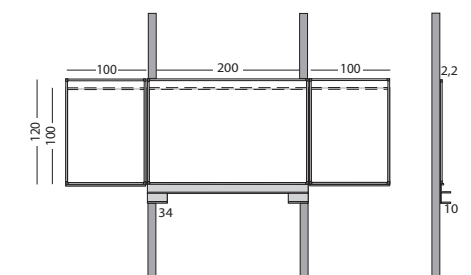
Dimensions
120 x 200 cm
100 x 200 cm

Article number
17510.100
17503.100

Winged column-mounted chalkboard,
green



- Chalkboard surface of green enamelled steel, fused at 800°C
- Suitable for very intensive and long-term use
- Anodised aluminium frame with plastic corner pieces
- With pen tray along the entire width of the middle surface including 2 sponge holders
- With chalk trays at the bottom of the wings
- Mounted between two columns, standard height: 265 cm. Taller columns optional
- Infinitely adjustable height
- Mounting materials included
- Magnetic, dry wipe





Projection ratio/
size
16:10, 83"

Dimensions
128 x 201 cm

Article number
18310.411

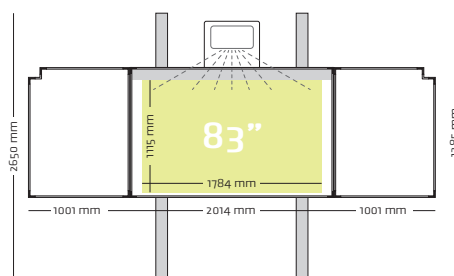
Winged ExtraFlat Projection Board, Low Gloss,
finger touch, 16:10



- Projection surface of Low Gloss enamelled steel fused at 800°C
- The board has two wings with a double-sided writing surface of white enamelled steel fused at 800°C
- Suitable for short-throw / ultra short-throw interactive finger-touch projectors (16:10) such as Epson EB-695Wi or EB-770Fi
- Includes grey strip for touch sensor
- Mounted between two columns, standard height: 265 cm. Taller columns optional
- Infinitely adjustable height
- Suitable for very intensive and long-term use
- Anodised aluminium frame with plastic corner pieces
- Includes mounting materials and two 31 cm aluminium pen trays
- Magnetic, dry wipe



Made of wood from responsibly managed forests



Projection ratio/
size
16:9, 94"

Dimensions
126 x 231 cm

Article number
18310.421

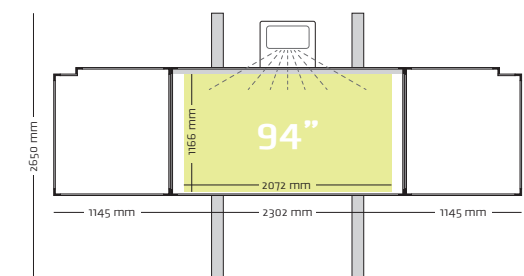
Winged ExtraFlat Projection Board, Low Gloss,
finger touch, 16:9





- Projection surface of Low Gloss enamelled steel fused at 800°C
- The board has two wings with a double-sided writing surface of white enamelled steel, fused at 800°C
- Suitable for short-throw / ultra short-throw interactive finger-touch projectors (16:9) such as Epson EB-1485Fi or EB-770Fi
- Includes grey strip for touch sensor
- Mounted between two columns, standard height: 265 cm. Taller columns optional
- Infinitely adjustable height
- Suitable for very intensive and long-term use
- Anodised aluminium frame with plastic corner pieces
- Includes mounting materials and two 31 cm aluminium pen trays
- Magnetic, dry wipe



Made of wood from responsibly managed forests





Projection ratio/
size
16:10, 88"

Dimensions
120 x 192 cm

Article number
18310.112



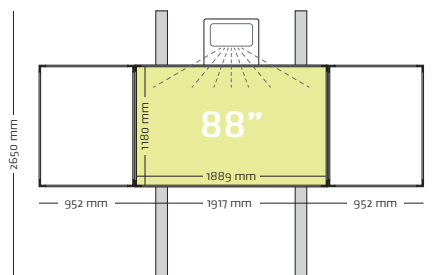
Winged ExtraFlat Projection Board, Low Gloss,
16:10



- Projection surface of Low Gloss enamelled steel fused at 800°C
- The board has two wings with a double-sided writing surface of white enamelled steel fused at 800°C
- Suitable for short-throw / ultra short-throw (interactive pen) projectors (16:10) such as Epson EB-685Wi, EB-1480Fi or EB-760Wi
- Mounted between two columns, standard height: 265 cm. Taller columns optional
- Infinitely adjustable height
- Suitable for very intensive and long-term use
- Anodised aluminium frame with plastic corner pieces
- Includes mounting materials and two 31 cm aluminium pen trays
- Magnetic, dry wipe



Made of wood from responsibly managed forests



Projection ratio/
size
16:9, 95"

Dimensions
120 x 214 cm

Article number
18310.121

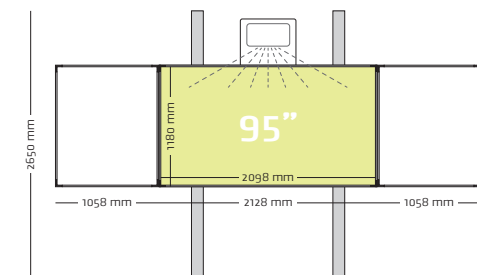
Winged ExtraFlat Projection Board, Low Gloss,
16:9




- Projection surface of Low Gloss enamelled steel fused at 800°C
- The board has two wings with a double-sided writing surface of white enamelled steel fused at 800°C
- Suitable for short-throw / ultra short-throw (interactive pen) projectors (16:9) such as Epson EB-1480Fi or EB-7360W
- Mounted between two columns, standard height: 265 cm. Taller columns optional
- Infinitely adjustable height
- Suitable for very intensive and long-term use
- Anodised aluminium frame with plastic corner pieces
- Includes mounting materials and two 31 cm aluminium pen trays
- Magnetic, dry wipe



Made of wood from responsibly managed forests





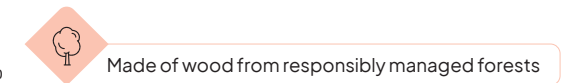
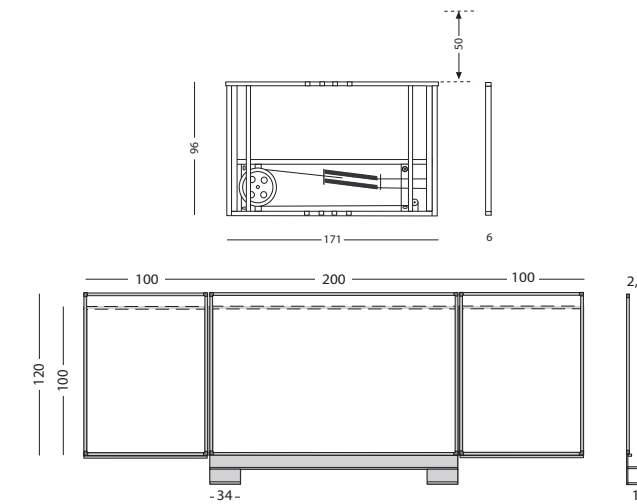
Dimensions
120 x 200 cm
100 x 200 cm

Article number
17150.200
17153.200

Winged whiteboard with concealed sliding mechanism, white enamel



- Writing surface of white enamelled steel, fused at 800°C
- Suitable for very intensive and long-term use
- Anodised aluminium frame with plastic corner pieces
- With pen tray along the entire width of the middle surface including 2 sponge holders
- With chalk trays at the bottom of the wings
- Mounted on concealed sliding mechanism
- Infinitely adjustable height
- Mounting materials included
- Magnetic, dry wipe



Dimensions
120 x 200 cm
100 x 200 cm

Article number
17150.100
17153.100

Winged chalkboard with concealed sliding mechanism, green



- Chalkboard surface of green enamelled steel, fused at 800°C
- Suitable for very intensive and long-term use
- Anodised aluminium frame with plastic corner pieces
- With pen tray along the entire width of the middle surface including 2 sponge holders
- With chalk trays at the bottom of the wings
- Mounted on concealed sliding mechanism
- Infinitely adjustable height
- Mounting materials included
- Magnetic, dry wipe

