

Whiteboards with custom print

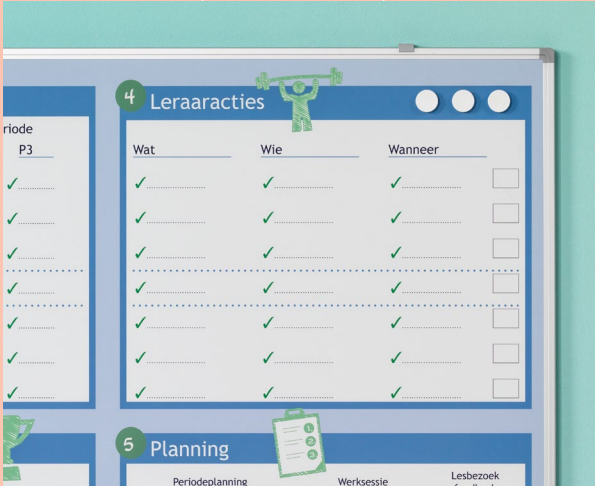
Every organisation, department or team has its own take on specific work processes. As a result, it is rare for standard print designs to precisely match existing needs. The solution is a custom design with corporate style layout.



Logistics



Care



Education



Personalised designs for prints can be submitted via info@smit-visual.nl. Delivery specifications and templates can be found at www.smit-visual.nl/bedrukteborden.

Need help with your design? Our graphics team would be more than happy to help.

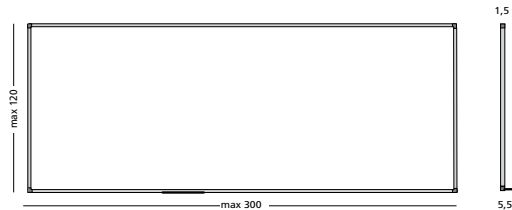
Dimensions	Article number	
	Alu frame ●	Black frame ●
120 x 300 cm	11103.471	11102.280
120 x 240 cm	11103.470	11102.281
120 x 200 cm	11103.462	11102.282
120 x 180 cm	11103.461	11102.283
120 x 150 cm	11103.459	11102.284
120 x 120 cm	11103.468	11102.285
100 x 200 cm	11103.467	11102.286
100 x 150 cm	11103.458	11102.287
100 x 100 cm	11103.457	11102.288
90 x 180 cm	11103.464	11102.289
90 x 120 cm	11103.456	11102.290
60 x 90 cm	11103.453	11102.291


Softline 8 mm printed whiteboard



- Writing surface full-colour printed steel sublimation
- Suitable for normal to fairly intensive use
- Anodised or black lacquered aluminium frame with plastic corner pieces
- Includes mounting materials and 30 cm pen tray
- Can be mounted vertically or horizontally
- Magnetic, dry wipe

Made of wood from responsibly managed forests



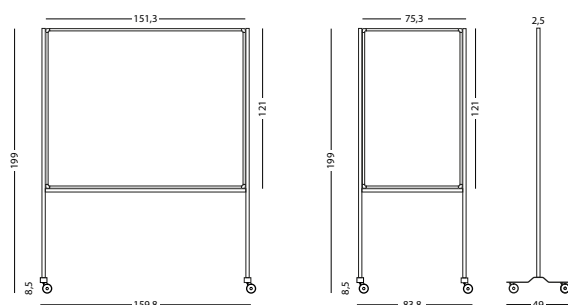


Dimensions
120 x 150 cm
120 x 75 cm

Article number
13019.040
13019.041

More info on
customised printing?

See page 29





Work Board, printed



- Writing surface of double-sided, full-colour printed steel sublimation
- Suitable for normal to fairly intensive use
- Black aluminium frame with plastic corner pieces
- Stable black steel frame
- Four high-quality wheels, two of which have brakes
- Multiple boards can be wheeled together compactly for storage
- The arch in the foot enables you to wheel together at right angles to create corner presentations.
- Magnetic, dry wipe



Made of wood from responsibly managed forests



More info on
customised
printing?
See page 29

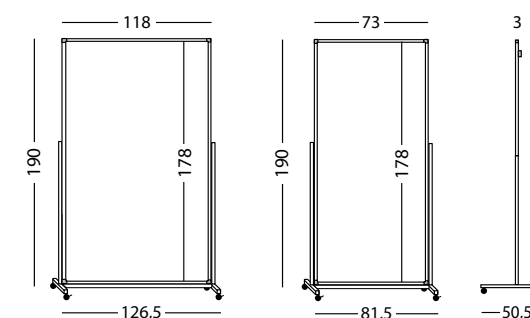
Dimensions
180 x 75 cm
180 x 120 cm

Article number
13018.230
13018.231

Smit Visual Mobile Whiteboard, printed



- Writing surface of double-sided, full-colour printed steel sublimation
- Suitable for normal to fairly intensive use
- White aluminium frame with plastic corner pieces
- The simple design makes the unit both sturdy and lightweight.
- Four castor wheels, two of which have brakes.
- Magnetic, dry wipe



Made of wood from responsibly managed forests



Dimensions

120 x 200 cm
120 x 180 cm
120 x 150 cm
100 x 200 cm
100 x 180 cm
100 x 150 cm
90 x 120 cm

Article number

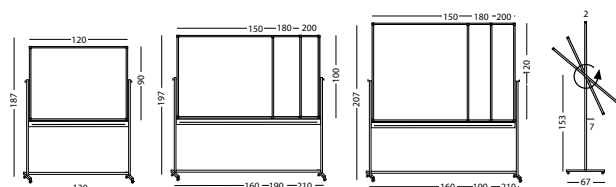
13009.204
13009.206
13009.205
13009.200
13009.201
13009.202
13009.203

Revolving whiteboard, printed



More info on customised printing?



See page 29



- Writing surface of double-sided, full-colour printed steel sublimation
- Suitable for normal to fairly intensive use
- Anodised aluminium frame with plastic corner pieces
- The sturdy white base has a long pen tray and four solid industrial wheels, two of which have brakes
- The rotary knob allows the board to be turned through 360° and to be fixed at any angle
- Magnetic, dry wipe



Made of wood from responsibly managed forests

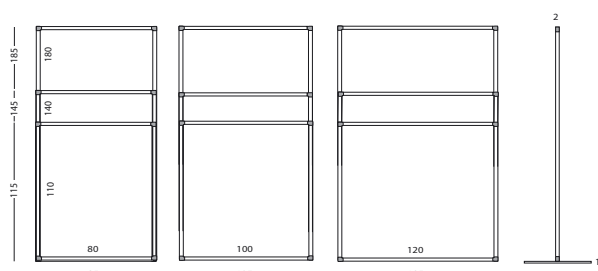


More info on
customised
printing?

See page 29

Dimensions	Article number
180 x 120 cm	13006.999
140 x 120 cm	13006.999
110 x 120 cm	13006.999
180 x 100 cm	13006.999
140 x 100 cm	13006.999
110 x 100 cm	13006.999
180 x 80 cm	13006.999
140 x 80 cm	13006.999
110 x 80 cm	13006.999

Feet (2 per partition) and additional coupling elements must be ordered separately (see p. 158).



Partition whiteboard, printed



- Writing surface of double-sided, full-colour printed steel sublimation
- Suitable for normal to fairly intensive use
- Anodised aluminium frame with plastic corner pieces
- Stable construction
- Up to 4 walls can be joined together with coupling elements
- Includes two shafts, two screws, two single cover caps and a two-way straight wall connection
- Magnetic, dry wipe



Made of wood from responsibly managed forests