


Mobile and flexible


When designing mobile boards, we apply one condition that must not be compromised: above all else, the construction must be stable. Smit Visual has a range of different products for different specific uses.





Work Board

This double-sided whiteboard was designed in response to client demand for visual communication. Use the Work Board for scrum sessions, planning, to-do lists, or workshops.



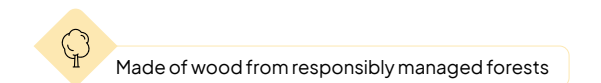
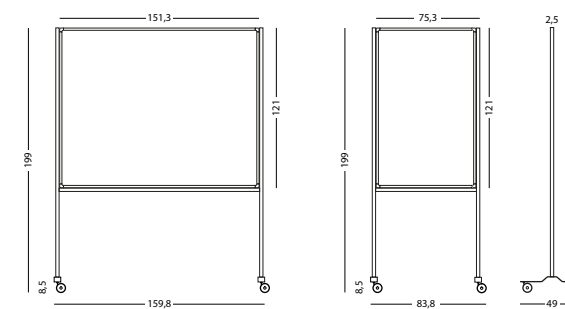
Dimensions
120 x 150 cm
120 x 75 cm

Article number
13019.000
13019.001

Work Board, white enamel



- Writing surface of double-sided white enamelled steel, fused at 800°C
- Suitable for very intensive and long-term use
- Black aluminium frame with plastic corner pieces
- Stable black steel frame
- Four high-quality wheels, two of which have brakes
- Multiple boards can be wheeled together compactly for storage
- The arch in the foot enables you to wheel together at right angles to create corner presentations.
- Magnetic, dry wipe



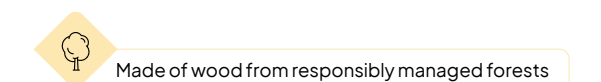
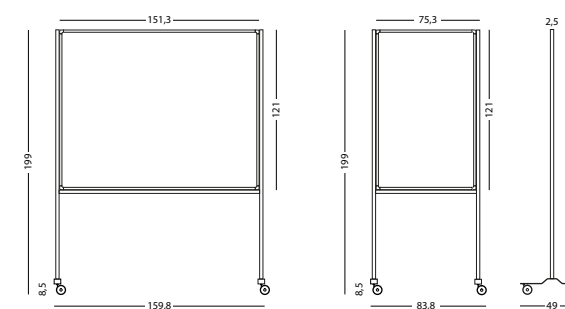
Dimensions
120 x 150 cm
120 x 75 cm


Article number
13019.010
13019.011

Work Board, white lacquered steel



- Writing surface of double-sided lacquered steel
- Suitable for normal to fairly intensive use
- Black aluminium frame with plastic corner pieces
- Stable black steel frame
- Four high-quality wheels, two of which have brakes
- Multiple boards can be wheeled together compactly for storage
- The arch in the foot enables you to wheel together at right angles to create corner presentations.
- Magnetic, dry wipe





Dimensions
120 x 150 cm
120 x 75 cm

Article number
13019.030
13019.031


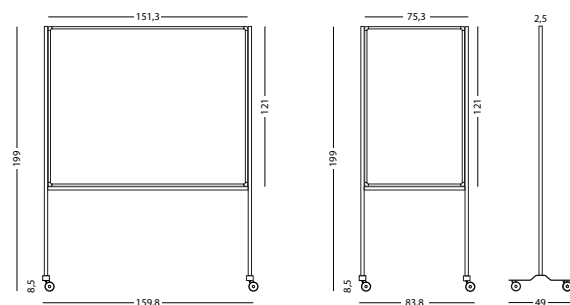
Work Board, grey chalkboard



- Chalkboard surface of double-sided grey enamelled steel, fused at 800°C
- Suitable for very intensive and long-term use
- Black aluminium frame with plastic corner pieces
- Stable black steel frame
- Four high-quality wheels, two of which have brakes
- Multiple boards can be wheeled together compactly for storage
- The arch in the foot enables you to wheel together at right angles to create corner presentations.
- Magnetic, dry wipe



Made of wood from responsibly managed forests



Dimensions
120 x 150 cm
120 x 75 cm

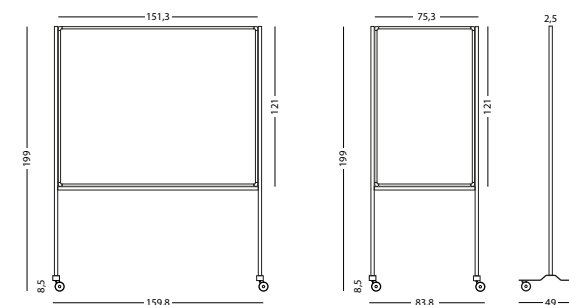
Article number
13019.040
13019.041

Work Board, printed



More info on customised printing?

See page 29



Made of wood from responsibly managed forests

- Writing surface of double-sided, full-colour printed steel sublimation
- Suitable for normal to fairly intensive use
- Black aluminium frame with plastic corner pieces
- Stable black steel frame
- Four high-quality wheels, two of which have brakes
- Multiple boards can be wheeled together compactly for storage
- The arch in the foot enables you to wheel together at right angles to create corner presentations.
- Magnetic, dry wipe



Smit Visual mobile whiteboard

Double-sided writable whiteboard on a frame with 4 lockable wheels. The simple design makes the unit both sturdy and lightweight. Available in 2 sizes: 75x180 cm and 120x180 cm.



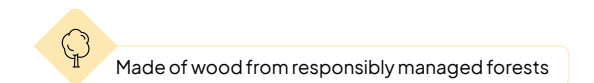
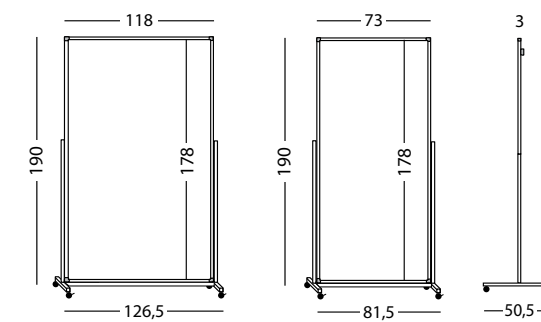
Smit Visual Mobile Whiteboard, white enamel



- Writing surface of white enamelled steel, fused at 800°C
- Suitable for very intensive and long-term use
- White aluminium frame with plastic corner pieces
- The simple design makes the unit both sturdy and lightweight.
- Four castor wheels, two of which have brakes.
- Magnetic, dry wipe

Dimensions
180 x 75 cm
180 x 120 cm

Article number
13018.210
13018.211



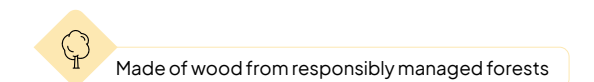
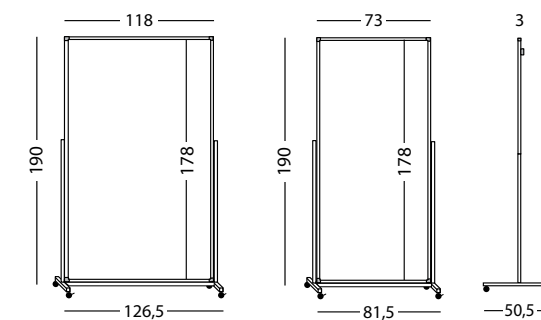
Smit Visual Mobile Whiteboard, lacquered steel





- White lacquered steel writing surface
- Suitable for normal to fairly intensive use
- White aluminium frame with plastic corner pieces
- The simple design makes the unit both sturdy and lightweight.
- Four castor wheels, two of which have brakes.
- Magnetic, dry wipe

Dimensions
180 x 75 cm
180 x 120 cm

Article number
13018.200
13018.201





More info on
customised
printing?
See page 29

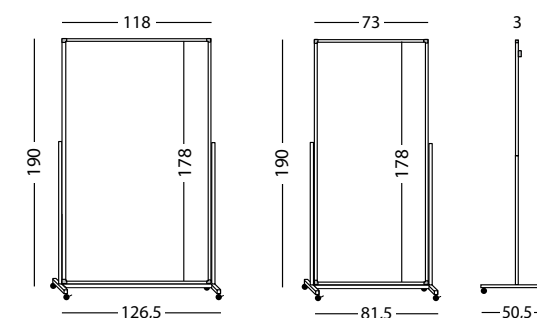
Dimensions
180 x 75 cm
180 x 120 cm

Article number
13018.230
13018.231

Smit Visual Mobile Whiteboard, printed



- Writing surface of double-sided, full-colour printed steel sublimation
- Suitable for normal to fairly intensive use
- White aluminium frame with plastic corner pieces
- The simple design makes the unit both sturdy and lightweight.
- Four castor wheels, two of which have brakes.
- Magnetic, dry wipe





Made of wood from responsibly managed forests

Revolving Board

‘Solid as a rock!’ Feel free to compare our tilt boards with revolving boards by other suppliers. Smit Visual tilt boards were designed for daily professional use, primarily in educational institutions.





Dimensions

120 x 220 cm
120 x 200 cm
120 x 180 cm
120 x 150 cm
100 x 200 cm
100 x 180 cm
100 x 150 cm
90 x 120 cm

Article number

13009.105
13009.104
13009.091
13009.090
13009.100
13009.101
13009.102
13009.103



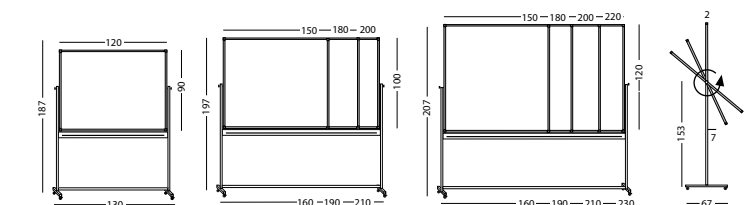
Made of wood from responsibly managed forests



Revolving whiteboard, white enamel



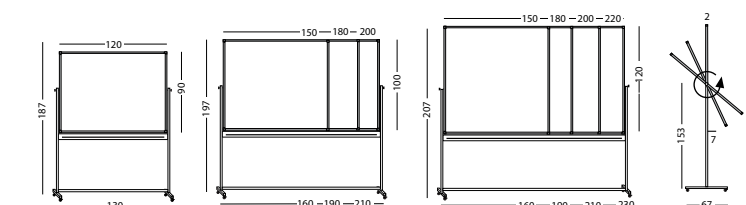
- Writing surface of white enamelled steel, fused at 800°C
- Suitable for very intensive and long-term use
- Anodised aluminium frame with plastic corner pieces
- The sturdy white base has a long pen tray and four solid industrial wheels, two of which have brakes
- The rotary knob allows the board to be turned through 360° and to be fixed at any angle
- Magnetic, dry wipe



Revolving whiteboard, white lacquered steel



- White lacquered steel writing surface
- Suitable for normal to fairly intensive use
- Anodised aluminium frame with plastic corner pieces
- The sturdy white base has a long pen tray and four solid industrial wheels, two of which have brakes
- The rotary knob allows the board to be turned through 360° and to be fixed at any angle
- Magnetic, dry wipe



Made of wood from responsibly managed forests



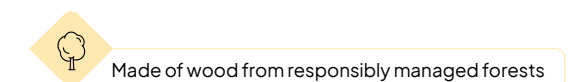
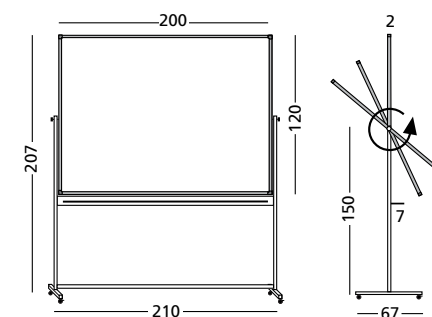
Dimensions
120 x 200 cm

Article number
13009.124

Revolving projection/enamelled steel board



- One side has a projection surface of projection enamelled steel, fused at 800°C
- One side has a writing surface of enamelled steel, fused at 800°C
- Suitable for very intensive and long-term use
- Anodised aluminium frame with plastic corner pieces
- The sturdy white base has a long pen tray and four solid industrial wheels, two of which have brakes
- The rotary knob allows the board to be turned through 360° and to be fixed at any angle
- Magnetic, dry wipe writing surface and wet wipe projection surface



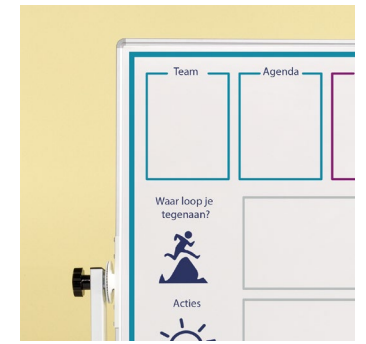
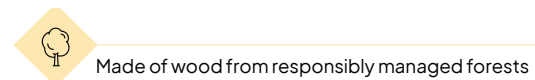
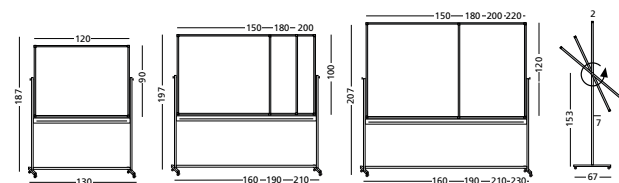


Dimensions	Article number
120 x 220 cm	13009.170
120 x 200 cm	13009.171
120 x 180 cm	13009.172
120 x 150 cm	13009.173
100 x 200 cm	13009.106
100 x 180 cm	13009.107
100 x 150 cm	13009.108
90 x 120 cm	13009.109

Revolving chalkboard, green



- Chalkboard surface of double-sided green enamelled steel, fused at 800°C
- Suitable for very intensive and long-term use
- Anodised aluminium frame with plastic corner pieces
- The sturdy white base has a long pen tray and four solid industrial wheels, two of which have brakes
- The rotary knob allows the board to be turned through 360° and to be fixed at any angle
- Magnetic, dry wipe



Dimensions	Article number
120 x 200 cm	13009.204
120 x 180 cm	13009.206
120 x 150 cm	13009.205
100 x 200 cm	13009.200
100 x 180 cm	13009.201
100 x 150 cm	13009.202
90 x 120 cm	13009.203

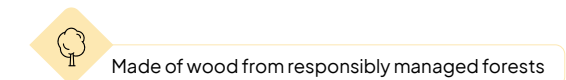
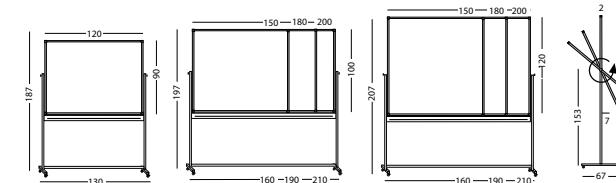
Revolving whiteboard, printed



- Writing surface of double-sided, full-colour printed steel sublimation
- Suitable for normal to fairly intensive use
- Anodised aluminium frame with plastic corner pieces
- The sturdy white base has a long pen tray and four solid industrial wheels, two of which have brakes
- The rotary knob allows the board to be turned through 360° and to be fixed at any angle
- Magnetic, dry wipe

More info on customised printing?

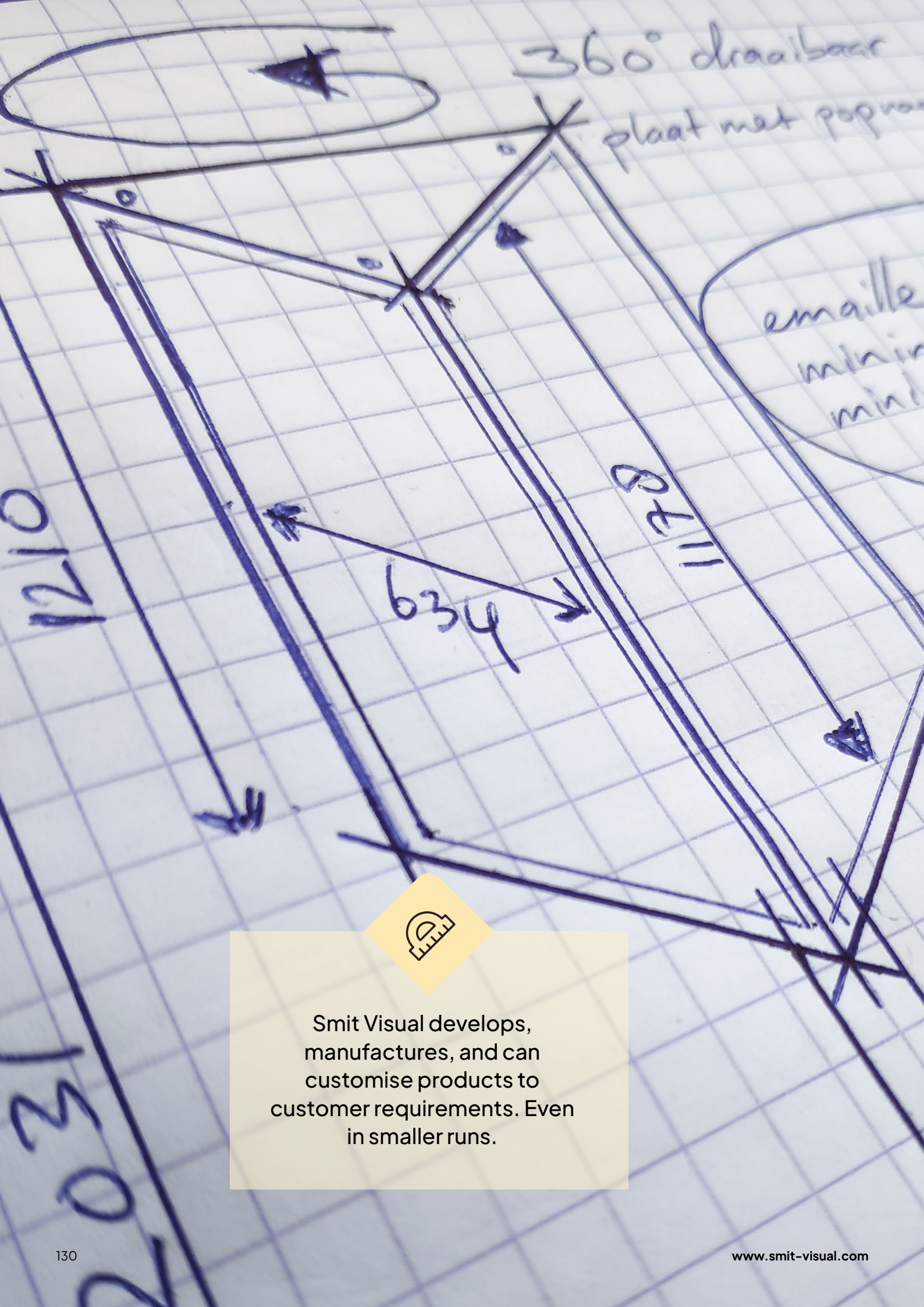
See page 29



Rotatable 3-sided board

This board is perfectly suited to production environments. The three writable sides can be rotated 360° degrees. The sturdy round base plate provides sufficient stability.



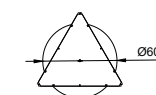
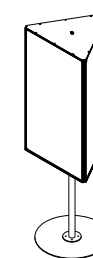
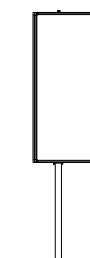
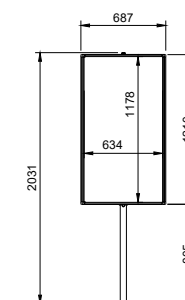


Article number
13009.510

Rotatable 3-sided whiteboard, lacquered steel



- Writing surface of 3-sided lacquered steel
- Suitable for normal to fairly intensive use
- Anodised aluminium frame with plastic corner pieces
- 360° rotatable
- The sturdy round base plate provides sufficient stability.
- Assembly material included
- Magnetic, dry wipe



Made of wood from responsibly managed forests

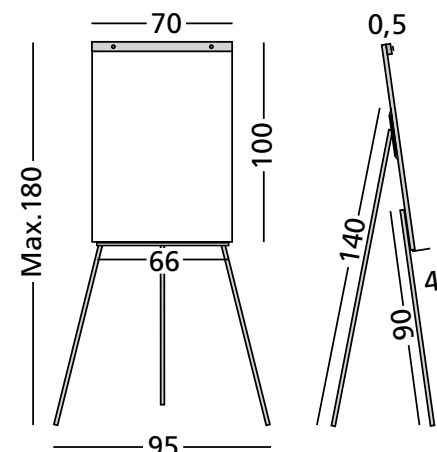


Flip Chart Budget



- Basic model made of lacquered steel with flexibly adjustable screw knobs
- Suitable for every type of flip-chart paper
- With telescopic legs and pen tray

Article number
14001.103

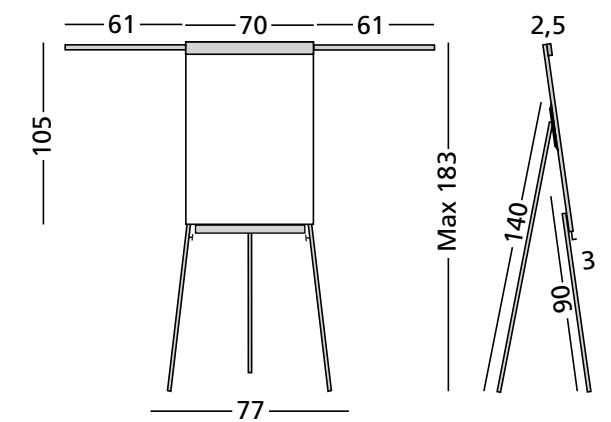


Flip Chart Standard Plus



- Flip-over with quick-release clip and flexible holders
- Back panel of writable white lacquered steel
- With two side bars for additional display options, telescopic legs and pen tray

Article number
14001.100



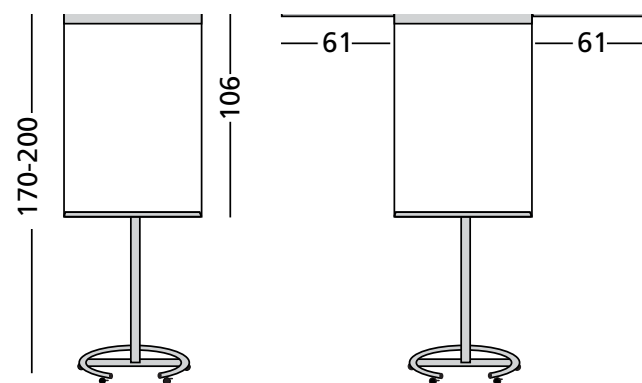


Flip Chart Vario



- Flip-over with quick-release clip and flexible holders
- Back panel of writable white lacquered steel
- With two side bars for additional display options, round base, with opening, on 5 wheels (3 with brakes)
- Infinitely adjustable thanks to a gas spring

Article number
14001.102

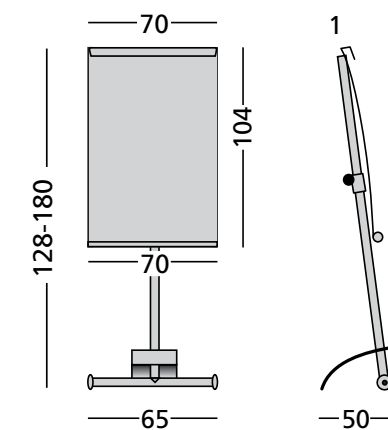




Flip Chart Alura, white



- Flip Chart with white lacquered tubes and curved panels
- With flexibly adjustable holders for every type of Flip-chart paper
- Infinitely adjustable thanks to a gas spring
- Please note: the back panel is not writable

Article number
14001.113



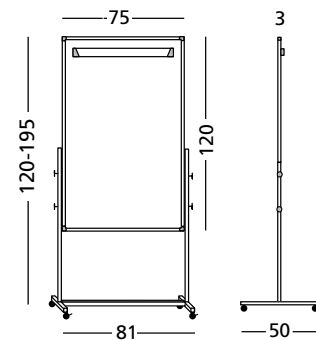


Flip Chart Combi



Article number
13018.100

- A 3-in-1 combination: one side is a white lacquered steel whiteboard including flip chart clamp, the other side is a grey felt pinboard
- On 4 wheels (2 with brakes), it is a solid steel construction with crossbar
- Easy to assemble and disassemble



Made of wood from responsibly managed forests

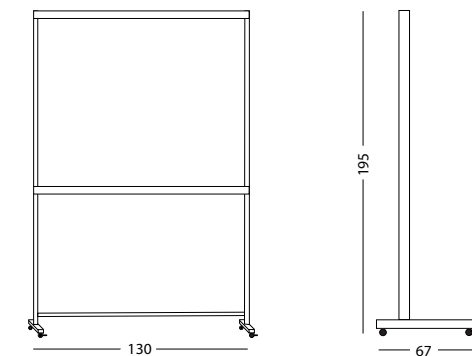


Wheeled base for cabinet



Article number
14013.100

- White steel wheeled base for cabinet
- With four hard-wearing castors, two of which have brakes.





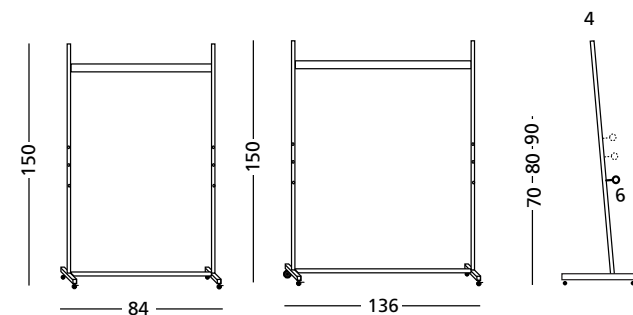
Wheeled easel

- White steel easel on 4 wheels (2 with brakes)
- the boards can be mounted at three different heights
- Maximum board size on 140 cm stand: 100 x 180 cm (h x w)
- Maximum board size on 90 cm stand: 100 x 150 cm (h x w)
- Board not included



Dimensions
140 cm
90 cm

Article number
14013.115
14013.116

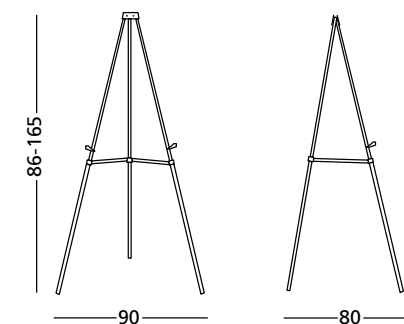


Board Easel Flexible



Article number
14013.120


- Collapsible aluminium board easel made of adjustable telescopic tube
- Maximum dimensions: 90 x 120 cm (h x w)
- Rubberised board supports to protect the board
- Can also be used as a tabletop easel
- Lightweight and easily transportable
- Board not included



Rail system

PartnerLine rail systems are multifunctional and the ideal solution for designing your presentation options in a flexible, versatile and entirely customisable way. The boards have a white lacquered frame with white plastic corner pieces.





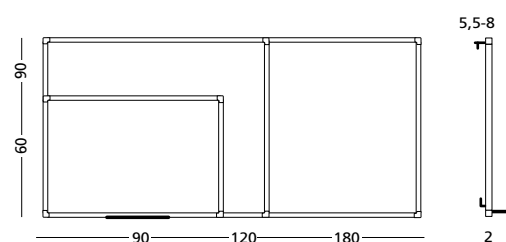
More info on
customised
printing?
See page 29

PartnerLine Rail whiteboard, white enamel

- Writing surface of white enamelled steel, fused at 800°C
- Suitable for very intensive and long-term use
- Lightweight board
- White PartnerLine frame with white plastic corner pieces
- Includes 30 cm pen tray and rail mounting adapter set
- Magnetic, dry wipe
- PartnerLine Rail (p. 148–149) needs to be ordered separately



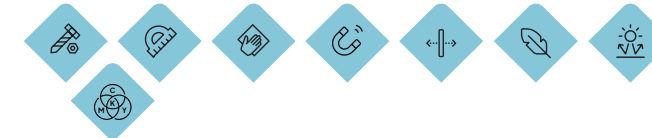
Dimensions	Article number
90 x 180 cm	11106.100
90 x 120 cm	11106.101
60 x 90 cm	11106.102



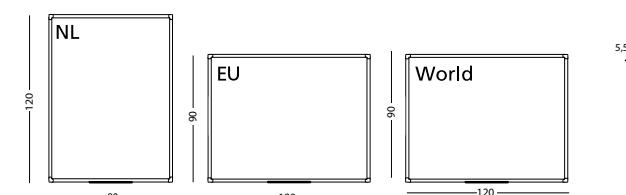
Made of wood from responsibly managed forests

PartnerLine Rail whiteboard, maps



- Very detailed full-colour map printed on steel sublimation
- Suitable for normal to fairly intensive use
- Lightweight board
- White PartnerLine frame with white plastic corner pieces
- Includes 30 cm pen tray and rail mounting adapter set
- Magnetic, dry wipe
- PartnerLine Rail (p. 148–149) needs to be ordered separately



Print	Scale	Dimensions	Article number
The Netherlands, road map	1: 270,000	120 x 90 cm	11106.110
Europe, road map	1: 6,170,000	90 x 120 cm	11106.116
World, political	1: 34,232,000	90 x 120 cm	11106.117



Made of wood from responsibly managed forests



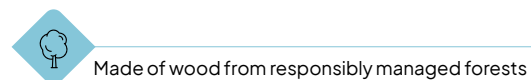
PartnerLine Rail projection board, Projection



- Projection surface of Projection enamelled steel fused at 800°C
- The surface has the ideal properties for long-throw projection: perfect projection without a hot spot and a wide viewing angle, gloss level: 13 GU (60°)
- Suitable for very intensive and long-term use
- Lightweight board
- White PartnerLine frame with white plastic corner pieces
- Includes 30 cm pen tray and rail mounting adapter set
- Magnetic, dry wipe
- PartnerLine Rail (p. 148–149) needs to be ordered separately



Projection ratio	Dimensions	Article number
16:10	118 x 189 cm	11106.161
16:3	118 x 157 cm	11106.160

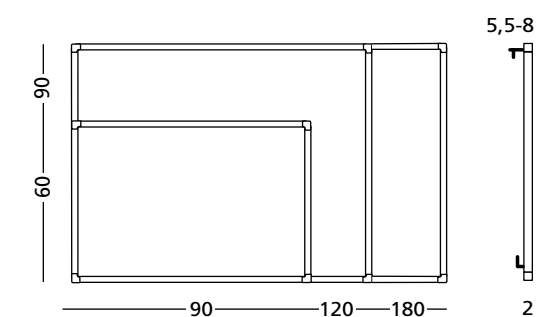
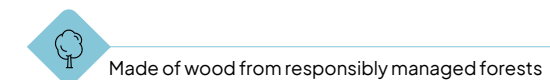


PartnerLine Rail pinboard, Camira

- Pinboard surface of 100% recycled, high-quality Camira fabric
- The Camira fabric is colourfast, durable, anti-lint, flame-resistant, washable and environmentally friendly
- Suitable for very intensive and long-term use
- Lightweight board
- White PartnerLine frame with white plastic corner pieces
- Includes rail mounting adapter set
- PartnerLine Rail (p. 148–149) needs to be ordered separately



Surface	Dimensions	Article number
Camira Blue-Purple (AK007)	90 x 180 cm	11207.114
	90 x 120 cm	11207.113
	60 x 90 cm	11207.112
Camira Dark Grey (AK019)	90 x 180 cm	11207.117
	90 x 120 cm	11207.116
	60 x 90 cm	11207.115





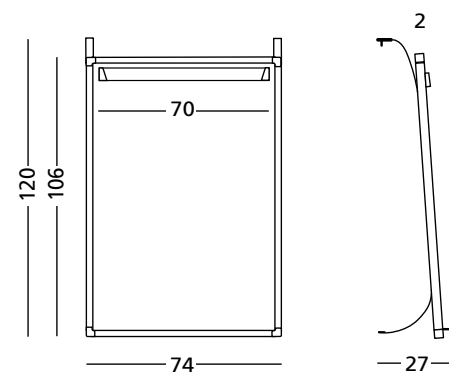
PartnerLine Rail flip chart



- Flip chart with a magnetic, dry-wipe white enamel writing surface
- With white enamel PartnerLine profile and white plastic corner pieces
- Includes adapter set and 30 cm pen tray
- The universal paper holders are suitable for various sizes of flip chart paper
- PartnerLine Rail (p. 148–149) needs to be ordered separately


Dimensions
100 x 70 cm

Article number
12205.101



Made of wood from responsibly managed forests






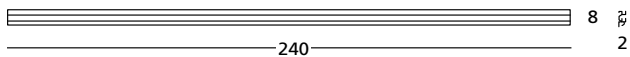
PartnerLine Rail, double



Dimensions
240 x 8 cm

Article number
12105.100

- Aluminium wall-rail system, white, 240 cm long, double version
- The boards can be hung at two different depths, enabling them to be slid in front or behind each other
- With paper clamp at the bottom edge, along the entire width of the rail
- Several rails can be joined together with the connecting piece
- Can be cut to size
- Can be mounted 'round the corner' using the the 90° corner piece (p. 149)
- Includes adapter set, paper clamp rollers, end caps, connecting piece, cover strip and mounting materials



PartnerLine Rail, accessories



PartnerLine Rail, adapter set
Article number
13013.101

PartnerLine Rail, 90° corner piece
Article number
14022.103

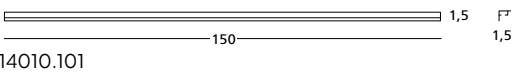
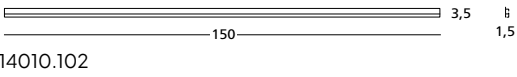
- PartnerLine Rail, adapter set
- Complete set of mounting materials to hang a product in the top or bottom rail
 - Includes spacers, sliding blocks and mounting materials
 - Quick and easy to assemble
- PartnerLine Rail, 90° corner piece
- 90° corner piece for a right-angle corner joint between 2 double PartnerLine Rails



Ceiling rails



Description	Dimensions	Article number
Clip rail, ceiling mounted, white	150 x 3.5 cm	14010.102
Ceiling rail set, black	150 x 1.5 cm	14010.101



- Clip Rail set, ceiling mounted, white
- White aluminium wall-mounted rail to hang small whiteboards and pictures
 - With space to conceal cables
 - The set consists of two 1.5 metre rails and includes suspension materials
 - Excludes whiteboard and suspension cables (suspension cables: see p. 151)

- Ceiling rail set, black
- Black aluminium ceiling rail to hang small whiteboards and pictures
 - For mounting on the side bar of a suspended ceiling
 - The set consists of two 1.5 metre rails and includes suspension materials
 - Excludes whiteboard and suspension cables (suspension cables: see p. 151)



Adapter sets



Description	Article number
Adapter set for whiteboards	14010.110
Adapter set for painting, Perlon	14010.111
Adapter set for painting, steel cable	14010.112

- Adapter set for whiteboards
- Set for suspending whiteboards from the clip rail or ceiling rail
 - In addition to two (150 cm) steel cables and two suspension hooks, the set also includes four stabilising caps to protect the wall
 - Maximum board size 90 x 120 cm
 - Maximum weight per hook: 15 kg



- Adapter Set for Paintings, Perlon
- Set of 2 transparent Perlon cords, 150 cm long, and two hooks to hang paintings, photos and calendars to the clip rail or ceiling rail
 - Maximum weight per hook: 4 kg

- Adapter Set for Paintings, Steel cable
- Set of 2 steel cables, 150 cm long, and two hooks to hang paintings, photos and calendars to the clip rail or ceiling rail
 - Maximum weight per hook: 15 kg



Partition

The ability to create different configurations and uses with a single system. That makes our range of partitioning versatile and flexible to use. The modular construction means that up to a maximum of four partition panels can be connected to each other easily with just one foot.



More info on
customised
printing?
See page 29

Dimensions	Article number
180 x 120 cm	13006.123
140 x 120 cm	13006.122
110 x 120 cm	13006.121
180 x 100 cm	13006.113
140 x 100 cm	13006.112
110 x 100 cm	13006.111
180 x 80 cm	13006.103
140 x 80 cm	13006.102
110 x 80 cm	13006.101

Feet (2 per partition) and additional coupling elements must be ordered separately (see p. 159)


Partition whiteboard, white enamel



- Writing surface of double-sided white enamelled steel, fused at 800°C
- Suitable for very intensive and long-term use
- Anodised aluminium frame with plastic corner pieces
- Stable construction
- Up to 4 walls can be joined together with coupling elements
- Includes two shafts, two screws, two single cover caps and a two-way straight wall connection
- Magnetic, dry wipe



Made of wood from responsibly managed forests



Dimensions	Article number
180 x 120 cm	13006.999
140 x 120 cm	13006.999
110 x 120 cm	13006.999
180 x 100 cm	13006.999
140 x 100 cm	13006.999
110 x 100 cm	13006.999
180 x 80 cm	13006.999
140 x 80 cm	13006.999
110 x 80 cm	13006.999

Feet (2 per partition) and additional coupling elements must be ordered separately (see p. 158).


Partition whiteboard, printed




- Writing surface of double-sided, full-colour printed steel sublimation
- Suitable for normal to fairly intensive use
- Anodised aluminium frame with plastic corner pieces
- Stable construction
- Up to 4 walls can be joined together with coupling elements
- Includes two shafts, two screws, two single cover caps and a two-way straight wall connection
- Magnetic, dry wipe



Made of wood from responsibly managed forests

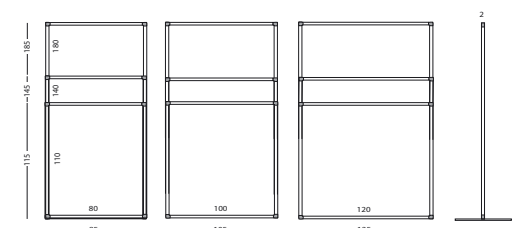




Dimensions	Article number
180 x 120 cm	13006.923 + colour code
140 x 120 cm	13006.922 + colour code
110 x 120 cm	13006.921 + colour code
180 x 100 cm	13006.913 + colour code
140 x 100 cm	13006.912 + colour code
110 x 100 cm	13006.911 + colour code
180 x 80 cm	13006.903 + colour code
140 x 80 cm	13006.902 + colour code
110 x 80 cm	13006.901 + colour code

Other colours 13006.999 + colour code + size

Feet (2 per partition) and additional coupling elements must be ordered separately (see next page).



Partition pinboard, Camira




- Pinboard surface of 100% recycled, high-quality Camira fabric
- The Camira is colourfast, durable, anti-lint, flame-resistant, washable and environmentally friendly
- Suitable for very intensive and long-term use
- Anodised aluminium frame with plastic corner pieces
- Stable construction
- Up to 4 walls can be joined together with coupling elements
- Includes two shafts, two screws, two single cover caps and a two-way straight wall connection




Made of wood from responsibly managed forests


Standard colours



AK001 - Ratio




AK003 - Fraction



AK007 - Maths



AK013 - Subtract



AK015 - Divide



AK019 - Positive

Other colours




YS071 - Sandstorm



YS095 - Steel




YS096 - Apple



YS102 - Bridgetown



YS108 - Aruba




YS165 - Adobo




YS079 - Panama



YS097 - Bluebell




YS009 - Havana





YS156 - Madura



YS159 - Lombok



YS168 - Tortuga



Description	Article number
Connector plugs	
4-way	51401.053
3-way	51401.052
2-way	51401.051
Feet	
Free-standing	14013.150
Wall position	14013.151
Wheeled*	14013.152
Flexible wall hook set	14010.115

Partition, accessories



- The modular construction means that up to a maximum of four partition panels can be connected to each other easily with just one foot.
- Flexible wall hook set: comprising 2 flexible wall hooks, white, 2 Perlon cords of 150 cm and 2 hooks to hang things on

